



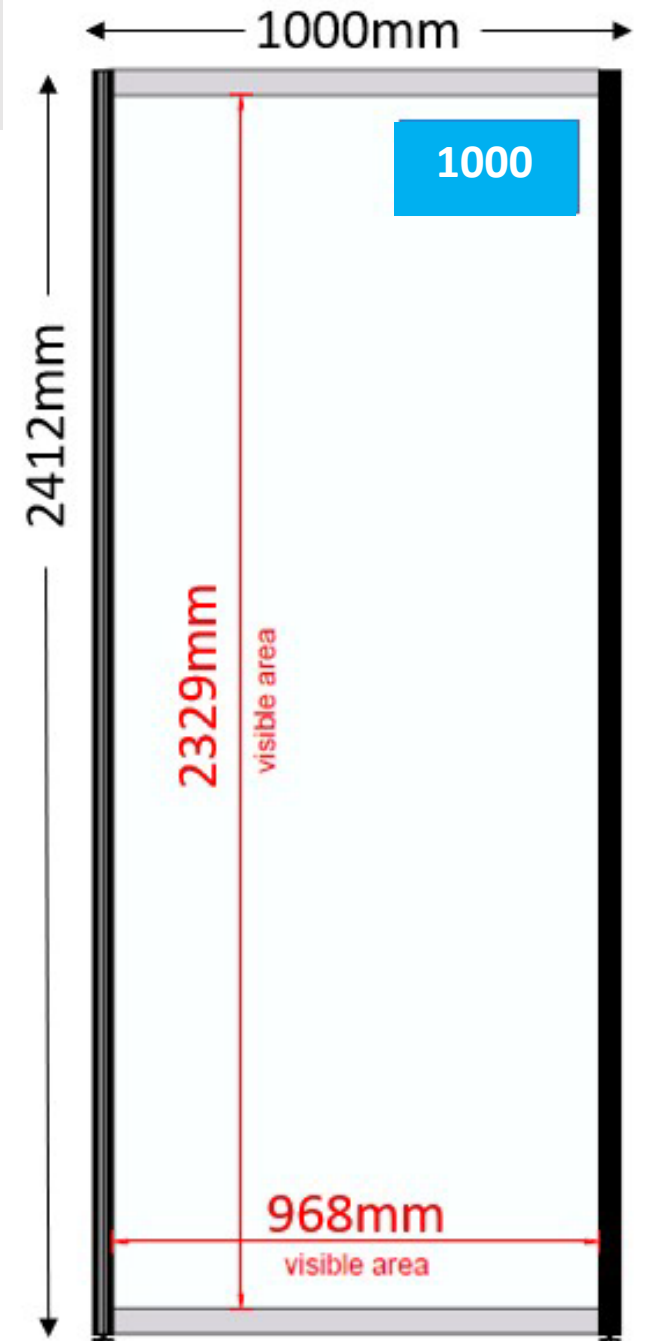
ISPOR Europe 2023

Poster Details

Note: All posters are encouraged to upload a PDF copy of their poster to the mobile app. See upload instructions on the [Poster Resources page](#).

ISPOR will provide the following for poster presenters:

- Freestanding **VERTICAL/PORTRAIT poster board**
 - Poster Board Visible Area Dimensions: 968 mm wide (3.16 ft) x 2329 mm high (7.64 ft)
- Adhesive
- Staffed Poster Help Desk to help answer questions during exhibit hall hours
- Poster board numbers
 - *Poster board assignments will be sent to presenting authors approx. 2 weeks prior to the event*
 - *See page 4 for more information*



Poster Formatting Requirements

- Presenters must prepare a **VERTICAL/PORTRAIT** poster in **A0 format**
 - A0 Format dimensions: 841 mm x 1189 mm (33.1 in x 46.8 in)**
- Add your ISPOR-provided acceptance code to the top right-hand corner of your poster (for more details, see next slide)
 - Acceptance codes are provided in your initial ISPOR Europe 2023 acceptance notification email.*
 - See page 4 for more information.*

Poster Layout Suggestions

- Pay attention to your font size. Materials should be **easily read at a distance of 3ft.**
 - Recommended font types: Calibri, Arial, Times New Roman*
- QR Codes are welcome as long as they are not commercial in nature.
- Posters made of heavy laminated materials usually take more than one person to set up and require lots of adhesive to hang. Please consider using lighter weight materials or printing your poster on adhesive paper.

Tip!

If you are looking for poster template to help design your poster, you can find a free A0 ppt template here:

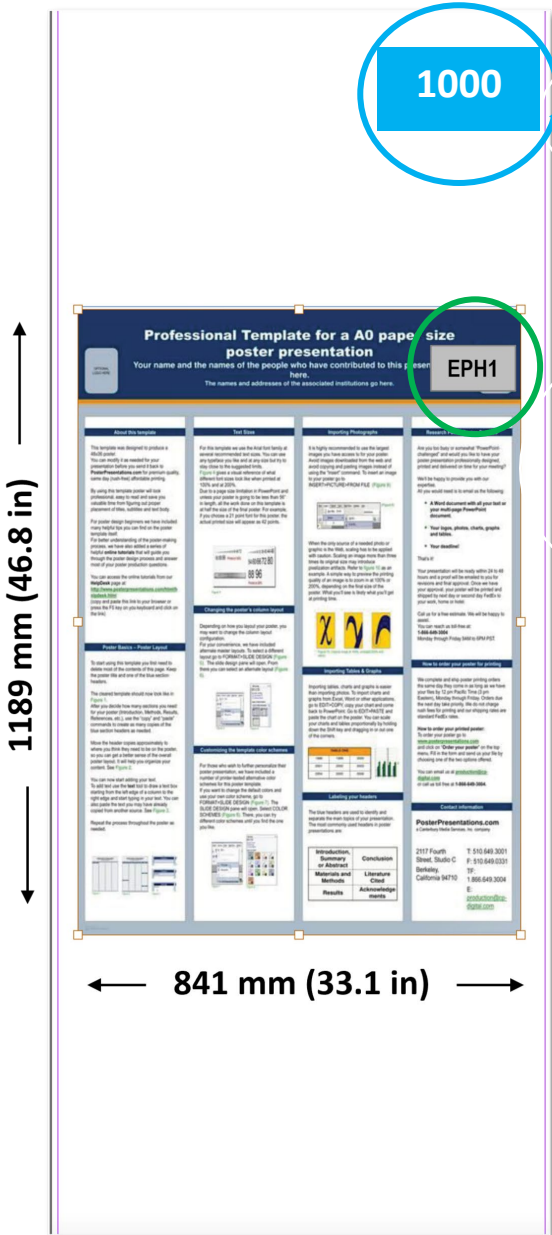
<https://www.posterpresentations.com/free-poster-templates.html>



1189 mm (46.8 in)

841 mm (33.1 in)

What's the Difference Between Poster Board Numbers and Acceptance Codes?




Poster Board numbers are assigned and printed by ISPOR. This number indicates where you should hang your poster during your session.

Presenters will receive their assigned poster board numbers approx. 2 weeks before the conference.

Acceptance codes are assigned by ISPOR in your acceptance notification emails. Presenters are **required** to print their acceptance code on the top right corner of their poster.

This helps attendees find your poster in the ISPOR Europe 2023 mobile app.



Shipping Your Poster

The presenter must organize any special shipping arrangements needed on their own. ISPOR will be unable to ship or store any material.



DO NOT SHIP YOUR POSTER TO THE BELLA CENTER COPENHAGEN. ISPOR is not responsible for any lost or misplaced posters shipped to the venue.



Printing Your Poster in Copenhagen

There is not an onsite poster printing service at Bella Center Copenhagen. For your convenience, there are two local printers who are ready to support ISPOR Europe 2023 poster presenters:

Copy-Print

Hollænderdybet 2

2300 København S

Distance to Bella Center: ~10 mins drive

Print Submission Deadline: 4 November

Email your poster PDF (20mb max) and provide delivery address to posters@copy-print.dk

Jensen Print

Tårnborgvej 9

1901 Frederiksberg C

Distance to Bella Center: ~20 mins drive

Print Submission Deadline: 7 November

Submit your PDF (25MB max) and provide delivery address via their [website](#).

Note: Their website is in Danish, they can conduct business in English.



Poster payment and pickup/delivery arrangements are the responsibility of the presenter. These vendors are not official ISPOR partners, and ISPOR is not responsible for any lost, misplaced, and/or damaged posters. Due to the high volume of onsite poster printing requests, we strongly advise presenters to adhere to the submission deadlines as noted above.



Have a Question? We Have an Answer!

Our FAQ guide (available on the [Poster Resources page](#)) lists our most frequently asked questions.



Contact Us

Need more help? You can also contact us at conferences@ispor.org.