www.ispor.org

ISPOR

Improving healthcare decisions

Virtual ISPOR 2021 Attendee Guide

Live Dates:
May 17-20, 2021

Welcome!

The Attendee Guide is your quick resource for accessing and navigating the virtual platform for Virtual ISPOR 2021.

Highlights include: finding sessions, exploring exhibits, viewing poster presentations, and Zoom tips and tricks for participating in face-to-face activities.

Attendee Guide Overview

Virtual Conference Overview

Finding Sessions, Viewing Posters, and Exploring Exhibitors

Networking

Technical Requirements

Platform Support & Assistance

This guide is filled with a multitude of reference information and tips for your attendance at Virtual ISPOR 2021!

Virtual Conference Overview

Virtual Conference Overview

- This is a **blended learning experience** designed to connect thought leaders and attendees in a virtual environment accessible from anywhere in the world through an online platform.
- The Virtual ISPOR 2021 conference will be **comprised of LIVE and Prerelease** (On-Demand) **session access**. All sessions (playback from LIVE and On-Demand) will be available within the platform until June 30.
- **Prerelease sessions are available** before the conference dates! Sign into the virtual meeting platform to begin viewing on-demand sessions. View the prerelease session schedule.
- The sessions, within the virtual platform, are done **with Zoom**.
- The **Virtual ISPOR 2021 Meeting** is **scheduled for May 17-20, 2021.**

How to Access Virtual ISPOR 2021:

1. **Sign into the virtual platform**
   - **ACCESS LINK** for Virtual ISPOR 2021
   - PRO TIP: visit the Virtual ISPOR 2021 virtual platform **one week prior to the conference start date** to confirm you have access

2. **Click on Program then select Live Sessions** and you will be directed to login

3. **Find and select your session**

4. **Then select the JOIN button.** The Zoom Webinar will open you will enter the session as a Panelist.

Please Note:
If you are having an issue logging into platform, please **use the Live Chat.**

Login Screen

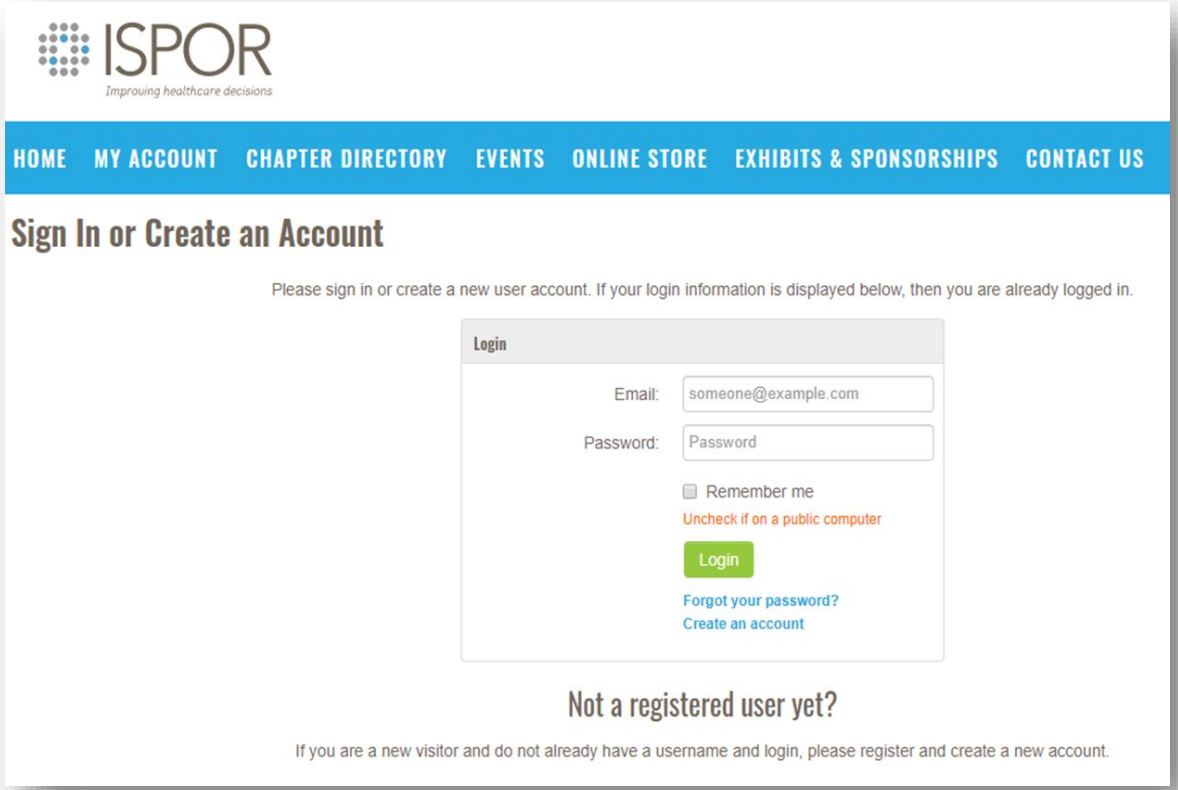

The login information is the information that you provided during the registration process.

Finding Sessions

Virtual Meeting Platform Homepage

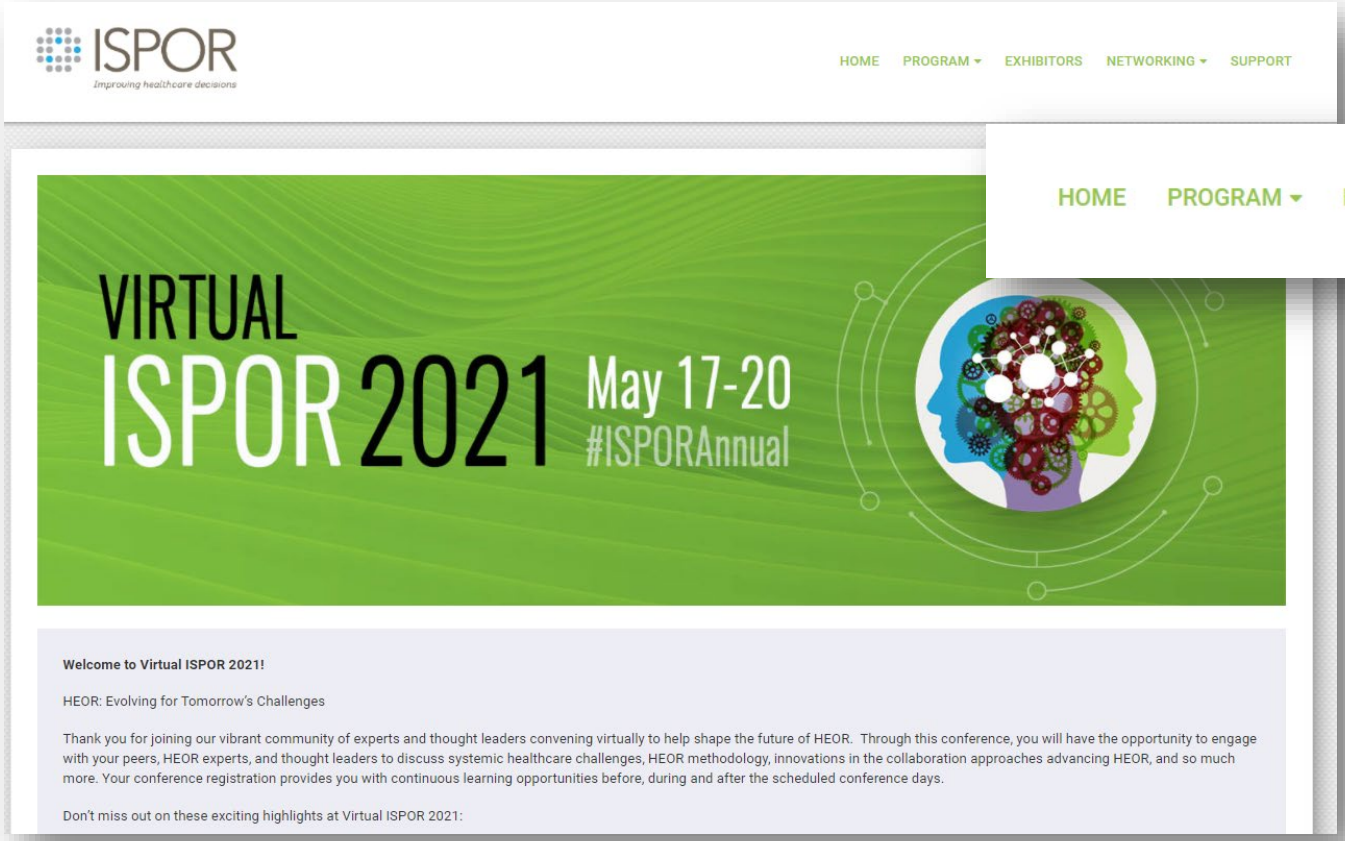



Upon accessing the virtual meeting platform, **you will see a menu bar that displays all the navigation needs** for the conference. This menu bar is present within in all areas of the virtual meeting platform.

Finding Sessions



Program Agenda (Live Sessions)

Select a Date

Adjust your time zone

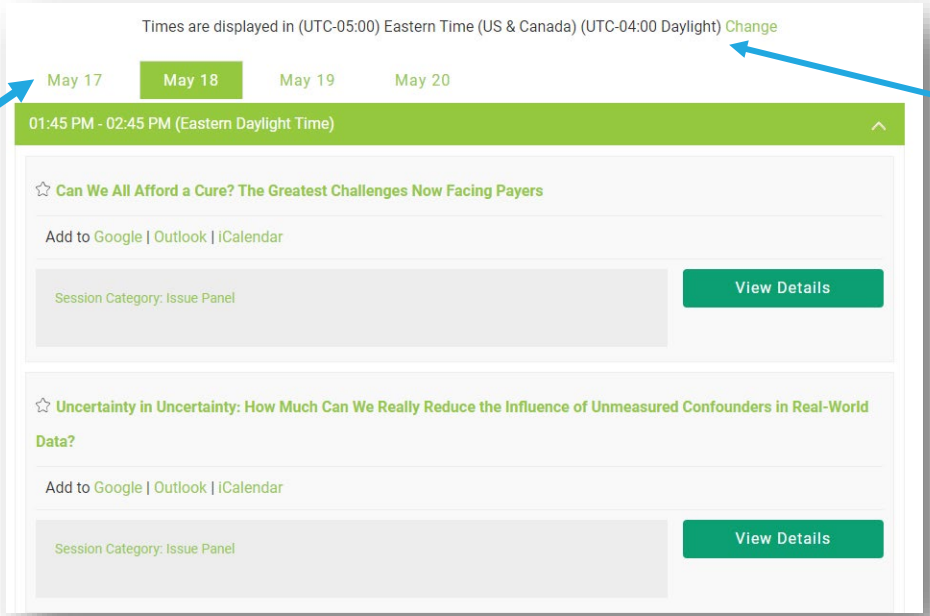

Click the session you wish to watch or view details to find out more

Once You have Found Your Session

- The join webinar button will be dimmed prior to the start of the session
- The join button will illuminate 30 minutes before the session start time. You will be put in a waiting room until the session starts (or within a few minutes after)
- Note: The page will automatically refresh every 15 seconds

How to Participate in a Session:

Plenaries | Issue Panels | Workshops | Forums | Educational Symposia

- The session will begin in “Listen Only Mode”
- The Chat feature will be enabled for attendee-to-attendee interaction
- Look for the Q&A button in your Zoom control panel to ask panelists a question
- You can comment on and upvote questions from your colleagues within the Q&A

How to Participate in a Group Discussion:

- The session will begin with attendees muted.
- The Chat feature will be enabled for attendee-to-attendee interaction
- The Discussion Leader(s) will engage attendees in the discussion. This is a mic on moment for attendees where you can openly discuss the topic with the Discussion Leader.

Exploring Exhibits

Exploring Exhibits



Visit and view Exhibitor Profiles in the Gallery 24/7 until June 30. Dedicated Exhibit Gallery hours are scheduled during the following times.

Monday, May 17: 12:45PM - 3:00PM
Tuesday, May 18: 11:30AM - 1:45PM
Wednesday, May 19: 11:30AM - 1:45PM

Exploring Exhibits Continued



Use the open search field and filters to find specific exhibitors.

View the Chat Schedule to see when exhibitors are available for live chat.

Welcome to the ISPOR Booth



Within each "booth": view videos, open resources, and join chats with exhibitors

Viewing Posters

How to View Virtual Posters:

Interact with the authors of the latest research discovers in HEOR through our virtual poster presentations and gallery. Browse, comment, and discuss the posters.

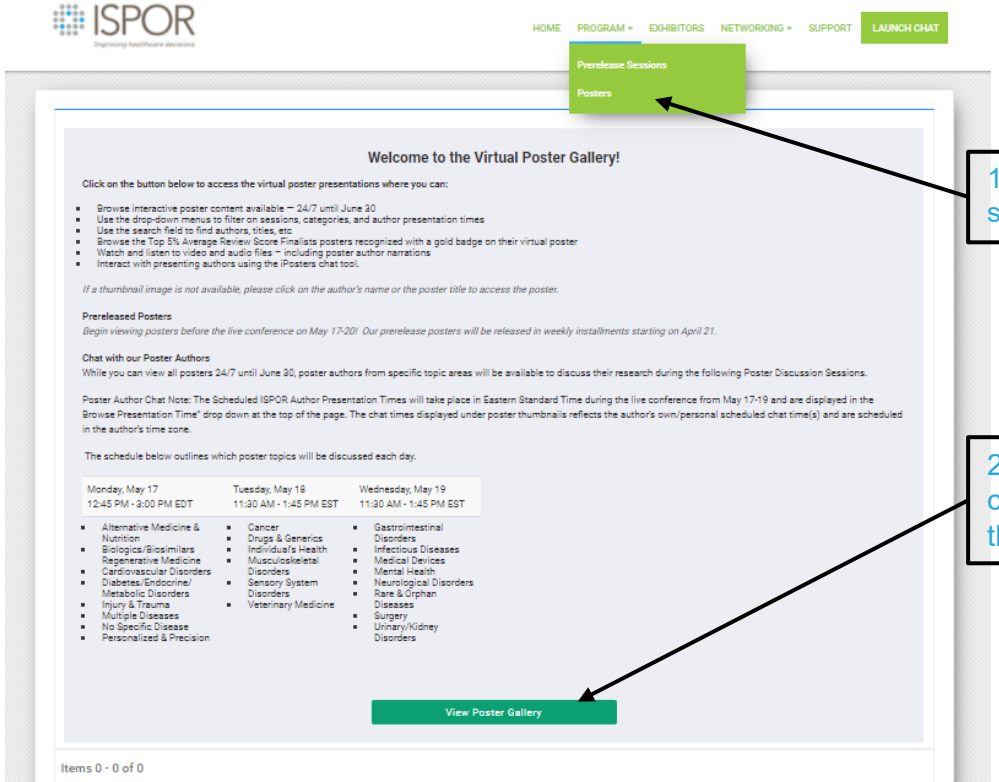

1. From the "Program" dropdown, select "Posters".

2. After reviewing the information, click "View Poster Gallery" to open the gallery in a new tab.

Virtual Posters Continued:

Upon arriving at the Poster Gallery, click on the red “CLICK HERE TO VIEW IPOSTERS” to begin.

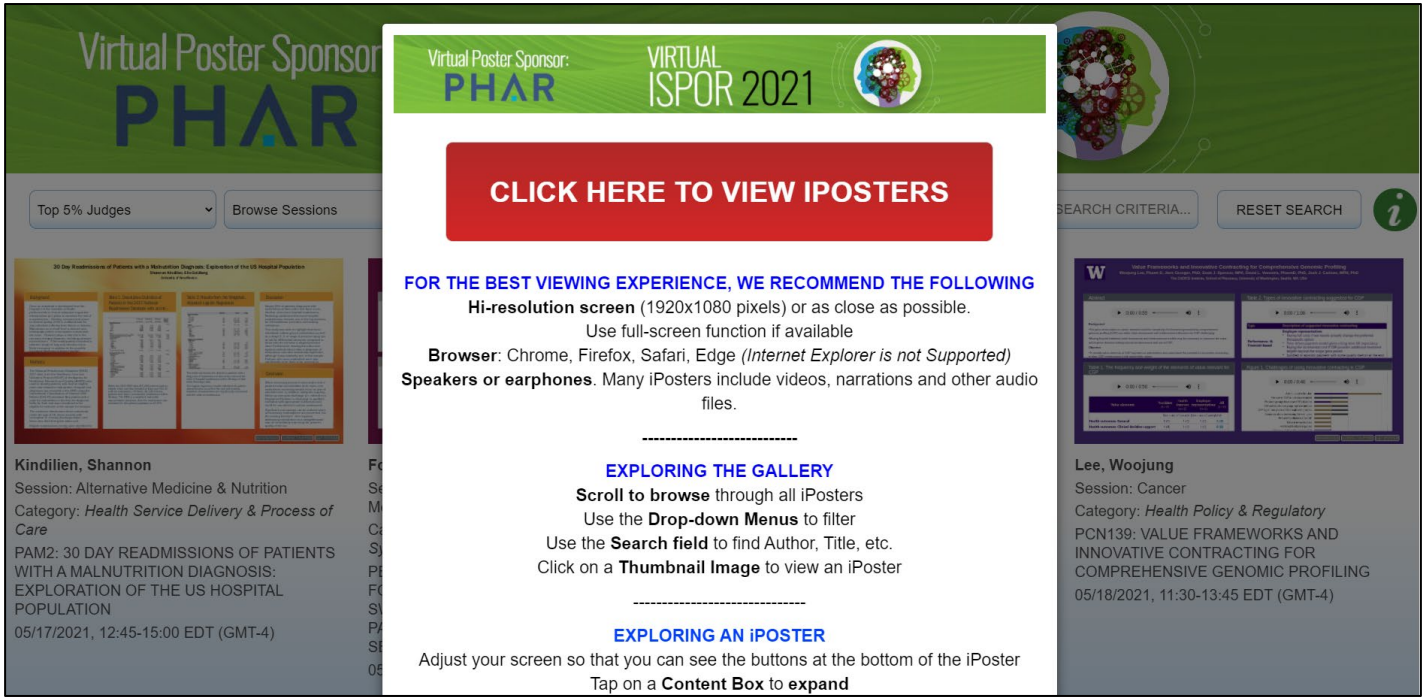

Virtual Posters Continued:

Network with Poster Presenting Authors:

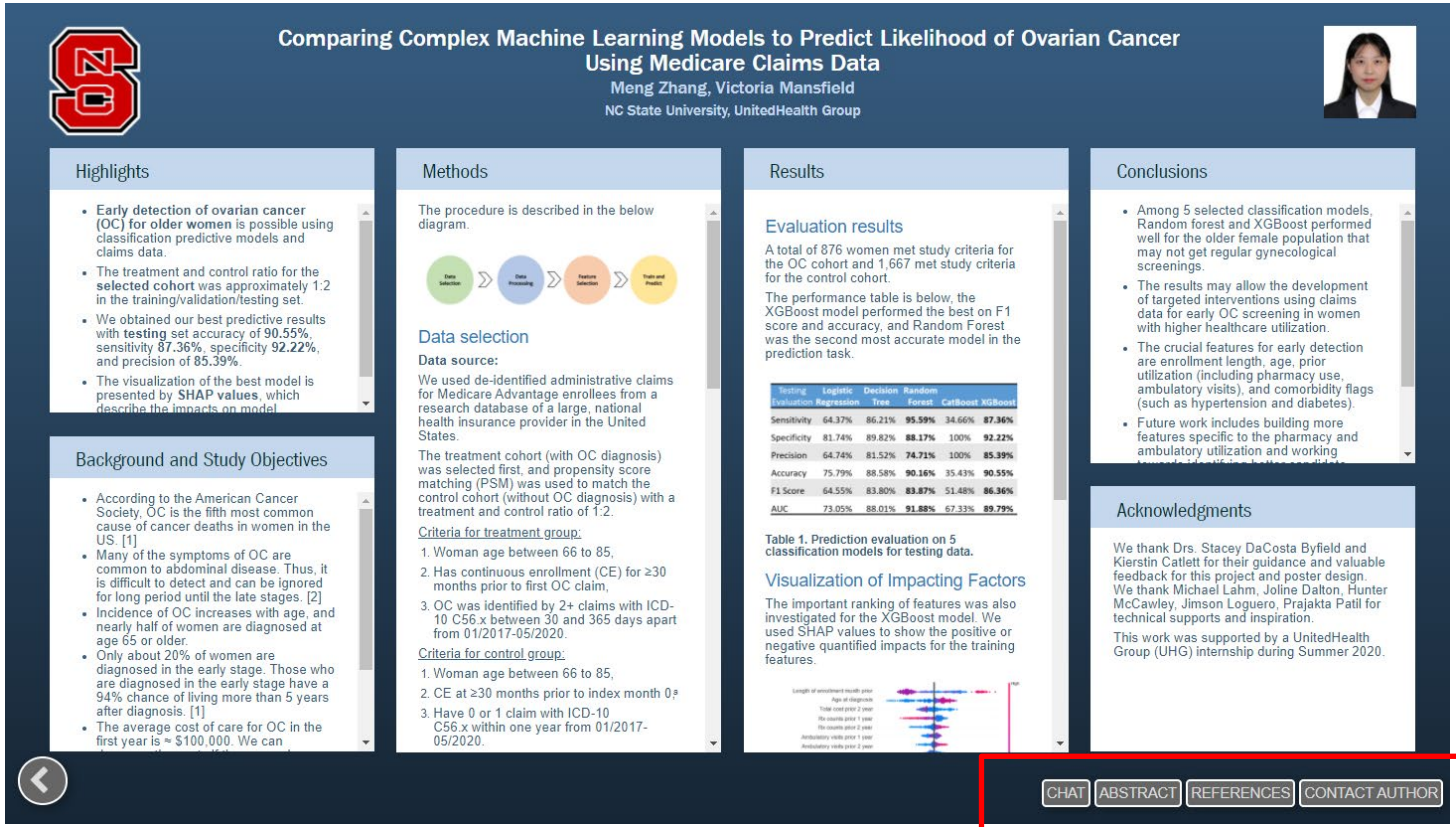

Comparing Complex Machine Learning Models to Predict Likelihood of Ovarian Cancer Using Medicare Claims Data

Meng Zhang, Victoria Mansfield
NC State University, UnitedHealth Group

Highlights

- **Early detection of ovarian cancer (OC) for older women** is possible using classification predictive models and claims data.
- The treatment and control ratio for the **selected cohort** was approximately 1:2 in the training/validation/testing set.
- We obtained our best predictive results with **testing** set accuracy of **90.55%**, sensitivity **87.36%**, specificity **92.22%**, and precision of **85.39%**.
- The visualization of the best model is presented by **SHAP values**, which describe the impacts on model

Background and Study Objectives

- According to the American Cancer Society, OC is the fifth most common cause of cancer deaths in women in the US. [1]
- Many of the symptoms of OC are common to abdominal disease. Thus, it is difficult to detect and can be ignored for long period until the late stages. [2]
- Incidence of OC increases with age, and nearly half of women are diagnosed at age 65 or older.
- Only about 20% of women are diagnosed in the early stage. Those who are diagnosed in the early stage have a 94% chance of living more than 5 years after diagnosis. [1]
- The average cost of care for OC in the first year is ≈ $100,000. We can

Methods

The procedure is described in the below diagram.

Data selection

Data source:

We used de-identified administrative claims for Medicare Advantage enrollees from a research database of a large, national health insurance provider in the United States.

The treatment cohort (with OC diagnosis) was selected first, and propensity score matching (PSM) was used to match the control cohort (without OC diagnosis) with a treatment and control ratio of 1:2.

Criteria for treatment group:

1. Woman age between 66 to 85,
2. Has continuous enrollment (CE) for ≥30 months prior to first OC claim,
3. OC was identified by 2+ claims with ICD-10 C56.x between 30 and 365 days apart from 01/2017-05/2020.

Criteria for control group:

1. Woman age between 66 to 85,
2. CE at ≥30 months prior to index month 0
3. Have 0 or 1 claim with ICD-10 C56.x within one year from 01/2017-05/2020.

Results

Evaluation results

A total of 876 women met study criteria for the OC cohort and 1,667 met study criteria for the control cohort.

The performance table is below, the XGBoost model performed the best on F1 score and accuracy, and Random Forest was the second most accurate model in the prediction task.

Testing Evaluation	Logistic Regression	Decision Tree	Random Forest	CatBoost	XGBoost
Sensitivity	64.37%	86.21%	**95.59%**	34.66%	**87.36%**
Specificity	81.74%	89.82%	**88.17%**	100%	**92.22%**
Precision	64.74%	81.52%	**74.71%**	100%	**85.39%**
Accuracy	75.79%	88.58%	**90.16%**	35.43%	**90.55%**
F1 Score	64.55%	83.80%	**83.87%**	51.48%	**86.36%**
AUC	73.05%	88.01%	**91.88%**	67.33%	**89.79%**

Table 1. Prediction evaluation on 5 classification models for testing data.

Visualization of Impacting Factors

The important ranking of features was also investigated for the XGBoost model. We used SHAP values to show the positive or negative quantified impacts for the training features.

Conclusions

- Among 5 selected classification models, Random forest and XGBoost performed well for the older female population that may not get regular gynecological screenings.
- The results may allow the development of targeted interventions using claims data for early OC screening in women with higher healthcare utilization.
- The crucial features for early detection are enrollment length, age, prior utilization (including pharmacy use, ambulatory visits), and comorbidity flags (such as hypertension and diabetes).
- Future work includes building more features specific to the pharmacy and ambulatory utilization and working

Acknowledgments

We thank Drs. Stacey DaCosta Byfield and Kierstin Catlett for their guidance and valuable feedback for this project and poster design. We thank Michael Lahm, Joline Dalton, Hunter McCawley, Jimson Loguero, Prajakta Patil for technical supports and inspiration.

This work was supported by a UnitedHealth Group (UHG) internship during Summer 2020.

CHAT | ABSTRACT | REFERENCES | CONTACT AUTHOR

- Chat live with presenting authors during their scheduled chat hours.
  - Upon clicking “Chat” a pop-up with scheduled hours and information will appear.
- Contact authors to schedule a time outside of their scheduled chat hours.
- View the Research Abstract text.
- View the poster’s references.

Networking

Networking

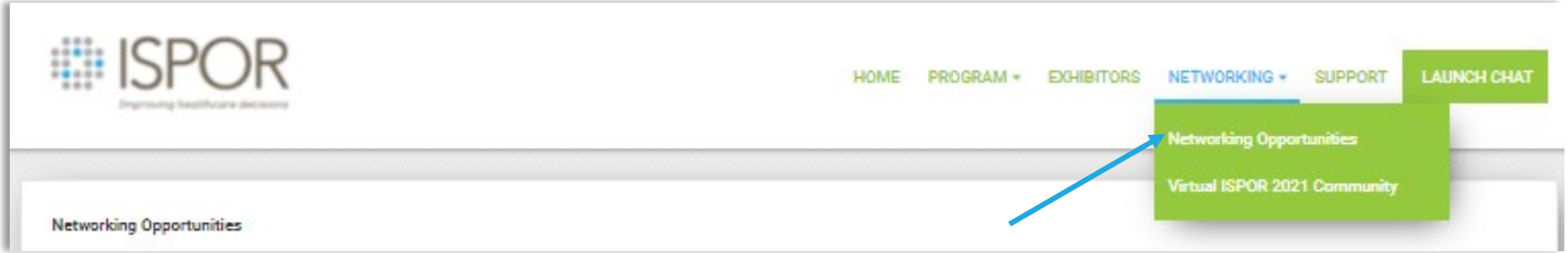

- Check the Live Session program for our **daily Virtual Social Hours** and **Group Discussions** with industry professionals.
- **Launch Chat** to start a one-on-one or private group discussion, select the green Launch Chat button located on the top right of the screen. You will be prompted to complete your Attendee Profile the first time you enter. You must complete your profile to connect with other attendees.
- **Interact with Poster Presenters** in the Poster Gallery **and Exhibitors** within the virtual Exhibit Hall

ISPOR 2021 Community – NEW this Year!

- **Connect with attendees well before the live conference begins** via the ISPOR Community platform. All registered speakers and attendees have access to the Virtual ISPOR 2021 community.

- Stop in to view and add to discussion threads, post questions, find other attendees, gain virtual "travel" tips, and much more. Use this direct link for continuous visits to the ISPOR 2021 Community.

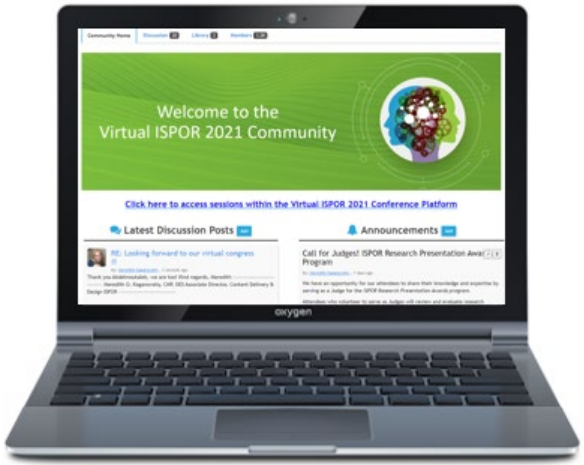

The ISPOR 2021 Community can also be accessed by:

1. Click on this link - https://community.ispor.org/home
2. You will need to enter your email address, and your ISPOR password to access the Community
3. Finally, click **My Communities** and click on the community title, Conference: Virtual ISPOR 2021 to access the ISPOR 2021 event community.

Launch Chat:

Leave messages for or connect in real time with fellow attendees

- Options include:
  - text chat
  - join a group chat
  - or start a video chat to get that face-to-face experience that we all look forward to at an ISPOR conference
    - Video chat is available for both 1-on-1 and small group interaction

Launch Chat Continued

- Click on LAUNCH CHAT in the menu bar
- You will be prompted to complete your Attendee Profile the first time you enter. Update your profile and begin interacting with others.
- Please note: you must complete your profile to connect with other attendees. Any attendee that does not complete their profile will be unable to chat with other attendees nor will other attendees be able to connect with you.

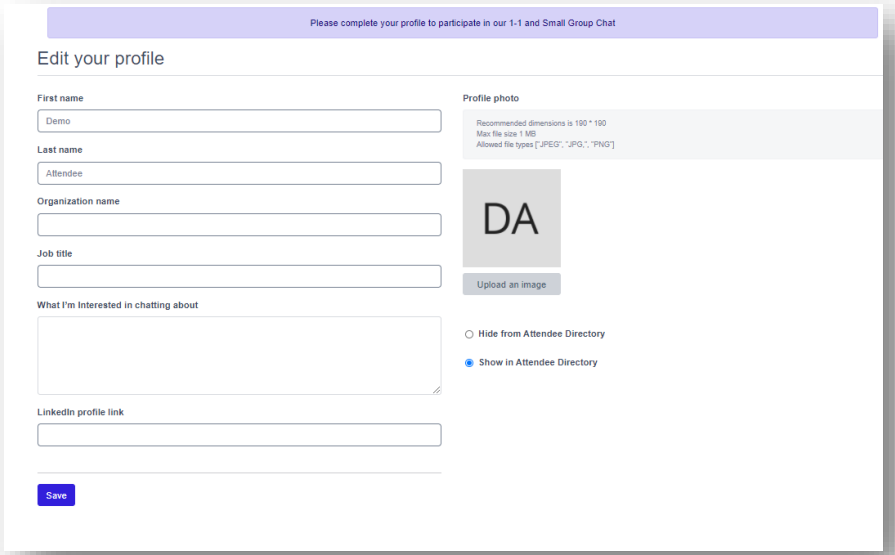

Launch Chat Continued:

- Find other registrants in the **“Attendee Directory.”**
- **Send a Chat Request** to start messaging **or join a video call once your request is accepted.**
- Be sure to **monitor your “Pending Chat Requests”** to find other attendees who want to connect with you.
- **Check the Attendee Directory often** (especially as we get closer to the live meeting in May) as more attendees complete their profiles and are added.



Group Chat Topics

- **Create your own "Group Chat Topic"** to start a discussion or topic that interests you. These conversations can continue even after the live conference ends!
- Join in the conversation with all attendees in the **"General"** chat.



Technical Requirements

What Technology is Needed to Participate in Virtual ISPOR 2021?

- A computer with:
  - a hard line (wired ethernet) to the internet *(preferred for best quality)*
  - Zoom software downloaded *(refer to next page)*
  - Speakers
  - a built in Microphone, USB microphone, or an inline microphone on headphones.
    - Note: if you do not have a microphone hook up, we suggest using the dial-in number option to ensure better sound quality

Pro Tip

Use a head set with built in microphone

Zoom Prep

ISPOR uses the **ZOOM Webinar and Meetings platforms** for virtual sessions.

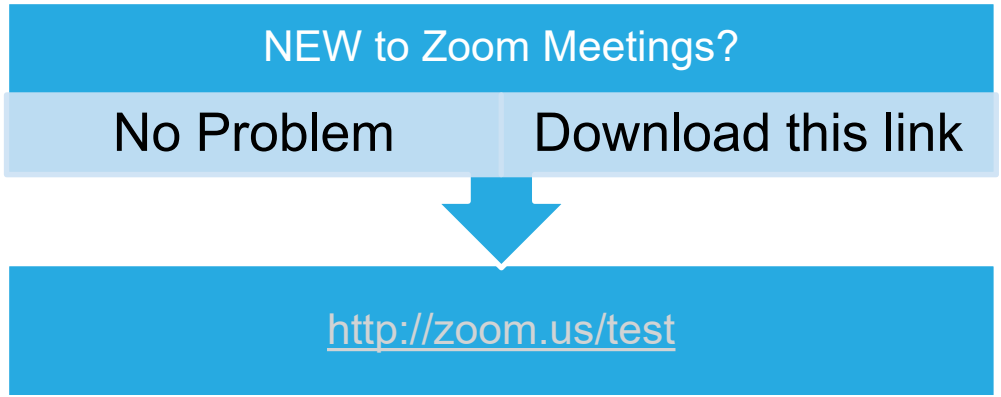

Unsure if you have Zoom already on your computer? That's OK. Go ahead and click the link above to open a Zoom test. If you have Zoom already, your computer will simply upgrade to the latest version and if you're new, Zoom will be added to your computer.

Pro Tip: Testing Your Audio & Video Before "Traveling to" the Virtual Meeting

- Test your speakers and mic to ensure your audio is working correctly with Zoom.
  - Prerequisite: To test the audio you must have Zoom installed on your computer.
  - NOTE: There are two ways to join meeting audio, joining via computer or joining via telephone. **ISPOR recommends joining by computer**

- On Windows or Mac:
  - **Testing your audio before a meeting**
    1. Log in to Zoom
    2. On the first screen, select **Test speaker and microphone**.

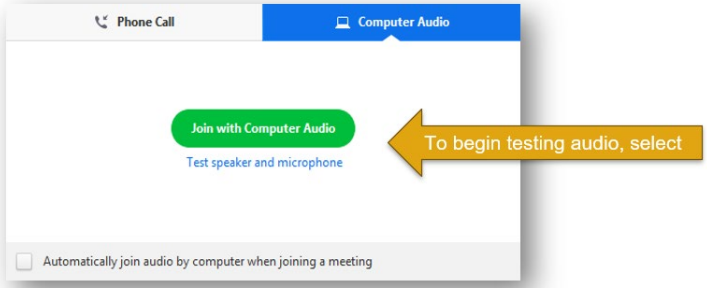

The meeting will display a pop-up window to test your speakers. If you don't hear the ringtone, use the drop-down menu or click No to switch speakers until you hear the ringtone. Click Yes to continue to the microphone test.

Platform Support & Assistance

Need Help?

- Look at the bottom right to find the blue **“Live Chat”** widget for technical support during the live conference hours
- We can help you with connecting to a session, assist with audio trouble, and locate resources for you

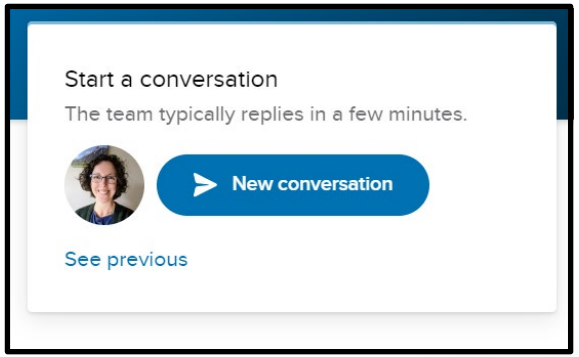

Event Status: If Something isn't Working...

Check the **"Live Status"** page under the "Support" menu item. Information regarding issues, that affect the entire event, will be posted here i.e., if there is unexpected downtime.

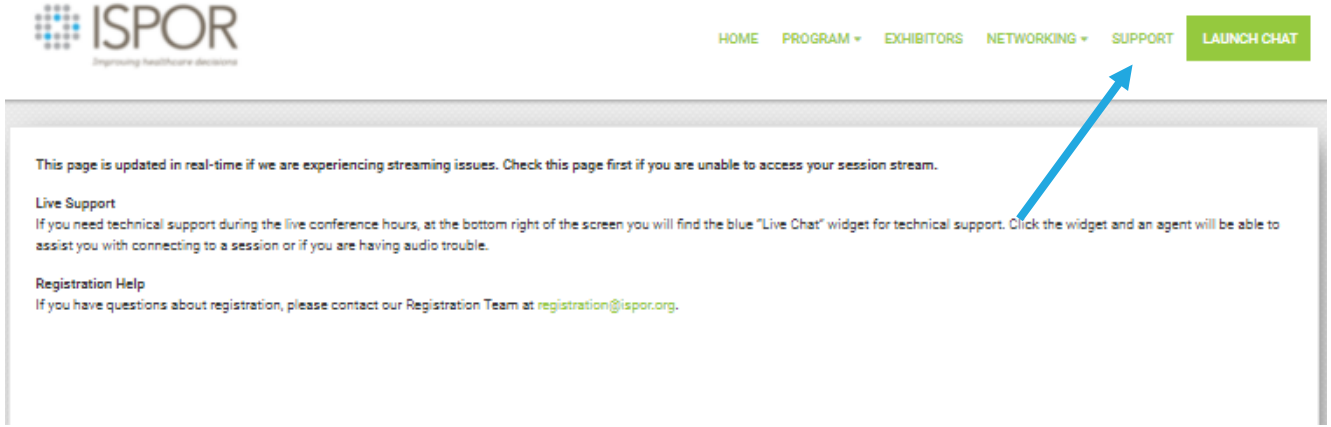

thank you

for registering to attend Virtual ISPOR 2021!

If you have any questions, please contact the ISPOR team at:
registration@ispor.org