

An Observational Cohort Analysis on the Economic IMPACT of Chronic Kidney Disease in Patients with Fabry Disease

An Observational Cohort Analysis on the Economic IMPACT of Chronic Kidney Disease in Patients with Fabry Disease

Eric Wallace¹, Naomi Sacks², Phil Cyr³, Marissa Baker-Wagner²

¹University of Alabama at Birmingham, Birmingham, AL, USA; ²PRECISIONheor, Boston, MA, USA; ³Precision Value and Health, Boston, MA, USA

Eric Wallace¹, Naomi Sacks², Phil Cyr³, Marissa Baker-Wagner²

¹University of Alabama at Birmingham, AL, USA; ²PRECISIONheor, Boston, MA, USA; ³Precision Value and Health, Boston, MA, USA

PRESENTED AT:



BACKGROUND & OBJECTIVE

Background

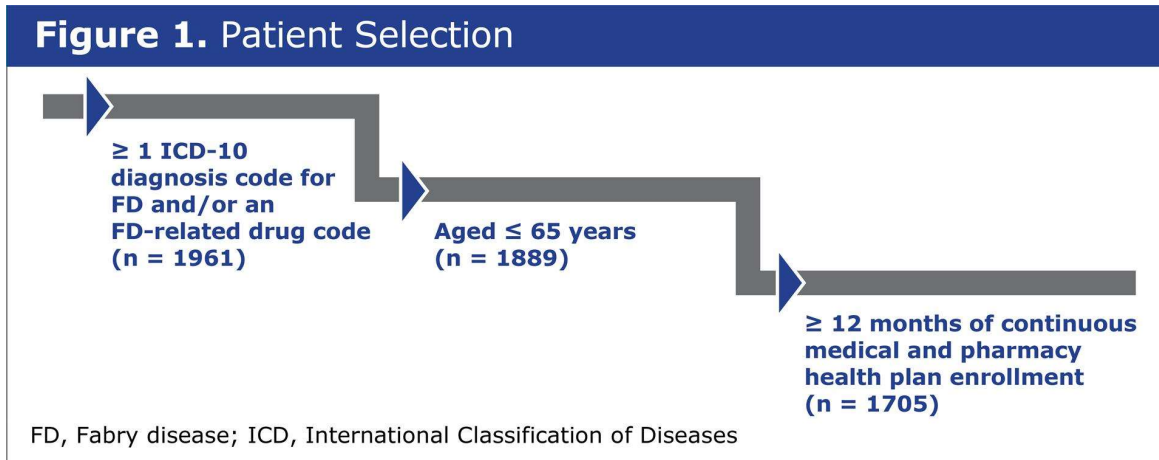
- Fabry disease (FD) is an inherited, X-linked, lysosomal storage disorder that can affect multiple organs including the heart, brain, peripheral nerves, and kidneys
- Kidney damage in FD may progress to chronic kidney disease (CKD), inclusive of end-stage renal disease (ESRD)^{1,2}
- While healthcare resource utilization (HCRU) and related costs are expected to be high in patients with FD, there are limited data on this topic in the United States (US), particularly from the perspective of comorbidities associated with organ damage, including CKD involvement

Objective

- To evaluate HCRU and its associated costs to better understand the economic impact of CKD in patients with FD

METHODS

- This retrospective, observational analysis identified patients with a diagnosis code for FD and/or an FD-related drug code in the IQVIA PharMetrics Plus™ database between October 1, 2014 and September 30, 2019
 - >140 million unique enrollees representing coverage of over 90% of US hospitals, and 90% of all US doctors
 - **Figure 1** describes the patient selection process for inclusion



- Study measures included:
 - Patient demographic and clinical characteristics
 - Presence or absence of cardiovascular disease and/or cerebrovascular disease
 - Mean annual per patient rates of healthcare resource use (HCRU) by setting
 - Mean annual per patient costs overall and by setting
- **Table 1** lists the codes used to identify patients with FD

Table 1. Diagnosis Codes for FD and FD-Related Drugs		
Diagnosis codes for FD		
ICD edition	ICD-9	ICD-10
Code	272.7	E75.21
Disease description	Lipidoses (includes Fabry, Anderson's, Gaucher, I-cell (mucopolipidosis I), lipid storage NOS, Niemann-Pick, pseudo-Hurler or mucopolipidosis III, triglyceride storage type I or II, Wolman or triglyceride storage type III)	Fabry (-Anderson) disease
FD-Related drug codes		
Drug	J-code	National Drug Code
FABRAZYME (alglucosidase beta)	J0180	54868-0041-xx, 54868-0040-xx
GALAFOLD (migalastat)	Not applicable	71904-0100

FD, Fabry disease; ICD, International Classification of Diseases; NOS, not otherwise specified.

- Patients with FD were also classified by the presence of comorbid cardiovascular disease, cerebrovascular disease, or CKD (patients could fall into more than one of these groups)
- Patient demographics, comorbid diagnoses, and per-patient HCRU and related costs were analyzed during the follow-up period (which was a minimum of 12 months for each patient)

RESULTS

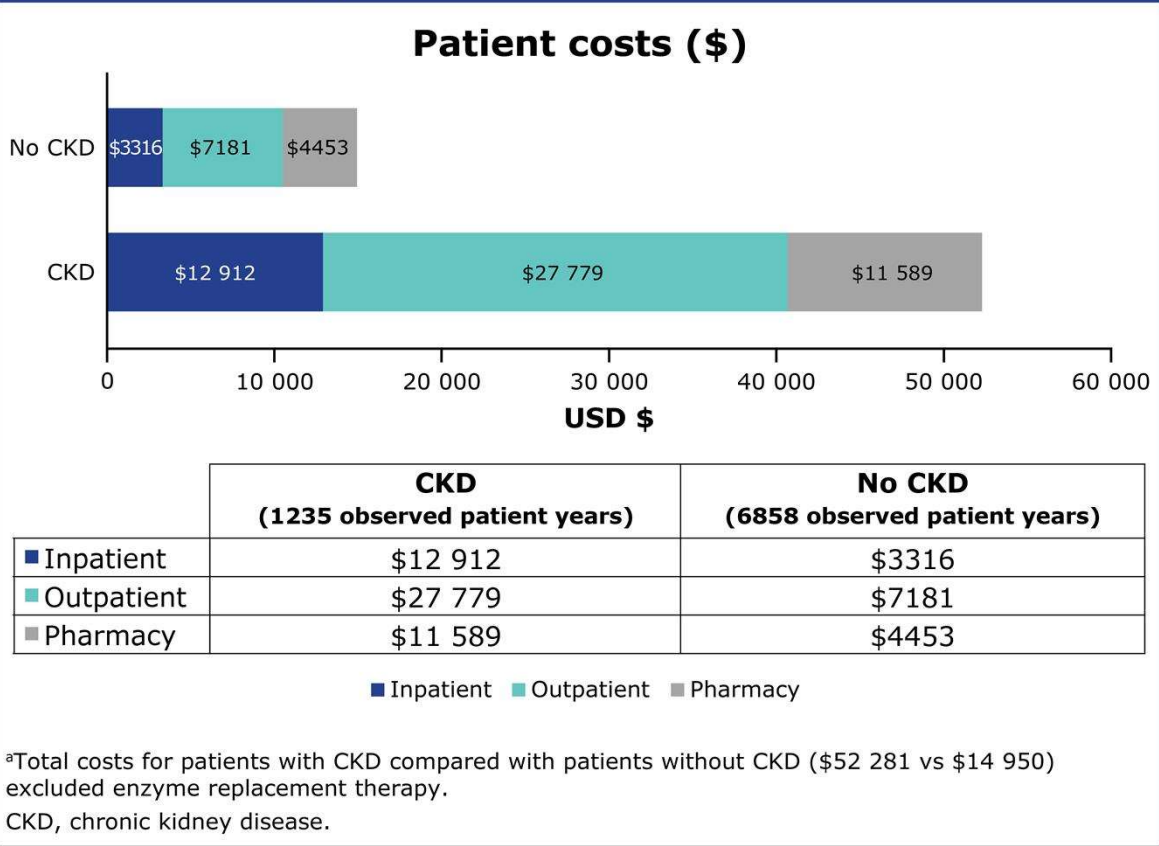
- A total of 1705 patients with FD (mean age: 36.03 years; 48.97% female) were identified in the database
- Baseline characteristics of the study population are reported in **Table 2**

Table 2. Baseline Characteristics of the Study Population		
Characteristic	N	%
Total patients with FD	1705	100.00
Age, years, mean \pm SD	36.03 \pm 17.12	–
Median (IQR)	38 (24–49)	–
Women	835	48.97
Coverage type		
Consumer directed health plan	4	0.23
Health maintenance organization	198	11.61
Indemnity/traditional	64	3.75
Preferred provider organization	1354	79.41
Point of service	81	4.75
Unknown	4	0.23
US region		
Midwest	548	32.14
Northeast	264	15.48
South	635	37.24
West	236	13.84
Unknown	22	1.29
Follow-up period, patient-years		
Mean \pm SD	4.75 (3.3)	–
Median (IQR)	3.83 (2.08–6.58)	–

FD, Fabry disease; IQR, interquartile range; SD, standard deviation; US, United States.

- Mean annual costs, even after excluding the costs of enzyme replacement therapy, are largely driven by organ involvement
 - Patients with no CKD, cardiovascular disease, or cerebrovascular disease had costs (SD) of \$9433 (\pm \$37 273), whereas FD patients with comorbid cardiovascular or cerebrovascular disease (with or without CKD) had costs of \$37 058 (\pm \$104 173) and \$48 372 (\pm \$121 582)
 - FD patients with CKD (with or without comorbid cardiovascular or cerebrovascular disease) incurred the highest mean annual medical costs that were 3.5 times higher than those incurred by patients without CKD (\$52 281 vs \$14 950; $P < 0.01$; **Figure 2**)

Figure 2. Mean Annual FD Patient Costs by CKD Status (With vs Without) per Patient



RESULTS

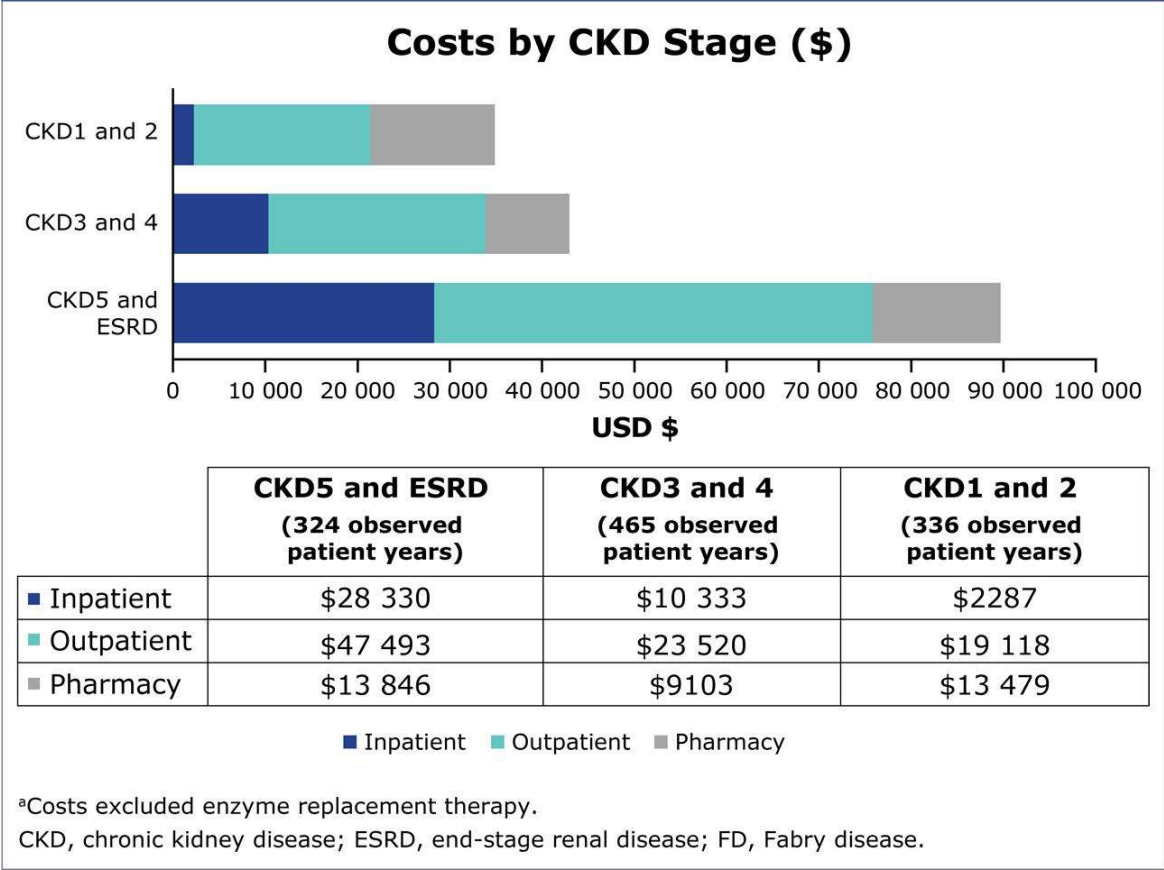
- Important cost drivers occurred significantly more often in those with CKD compared to those without CKD (**Table 3**)
 - Patients with FD and CKD had over 4 times the number of outpatient hospital visits and over twice the number of prescription medicines versus those with FD but without CKD whether or not they had cardiovascular or cerebrovascular disease ($P < 0.0001$ for both)
 - In addition, patients with FD and comorbid CKD (with or without cardiovascular or cerebrovascular disease) had higher rates of emergency department visits ($P < 0.01$) and physician office visits ($P < 0.0001$)

Table 3. Important cost drivers occurring in FD patients with and without CKD

Cost Drivers (Mean SD)	CKD (1235 observed patient years)	No CKD (6858 observed patient years)	P-value
Emergency Department Visits	0.77 ± 3.53	0.54 ± 2.03	<0.01
Outpatient Hospital Visits	15.16 ± 31.94	3.41 ± 7.78	<0.0001
Physician Office Visits	14.92 ± 13.51	9.75 ± 12.8	< 0.0001
Prescription Medications	58.47 ± 70.72	22.81 ± 30.23	<0.0001

- Mean annual costs for patients with FD and ESRD were 2.5 times higher than those for patients with earlier stages of kidney disease (\$98 461 vs \$34 521; $P < 0.0001$), suggesting that increasing costs positively correlate with deteriorating kidney function (**Figure 3**)

Figure 3. Mean FD Costs^a per Patient by Healthcare Setting, Stratified by CKD Severity



CONCLUSIONS & REFERENCES

- Patients with FD and CKD incurred more HCRU-related costs compared with patients without CKD
- Therapies and management strategies that reduce the risk of CKD involvement in patients with FD are needed to reduce the economic impact of FD, especially regarding advanced stage CKD (inclusive of ESRD), which incurs the greatest costs

References

1. Schiffmann R et al. *Kidney Int.* 2017;91(2):284-293.
2. NORD (National Organization of Rare Diseases). Fabry Disease. <https://rarediseases.org/rare-diseases/fabry-disease/>. Accessed March 22, 2021.

ACKNOWLEDGMENTS

Acknowledgments and funding

This study and medical writing support were funded by Chiesi USA. Medical writing support was provided by Danielle Dalechek, MS, of Oxford PharmaGenesis Inc., Newtown, PA, USA.

Poster presented at the International Society for Pharmacoeconomics and Outcomes Research (ISPOR) virtual meeting; May 17–20, 2021

DISCLOSURES

E Wallace has received grants from, and consultant's fees for, Sanofi-Genzyme. He is the site investigator for Protalix and Idorsia (grant), and has consulted for Avrobio (consulting) and Amicus (consulting). All reported as unrelated to this study. P Cyr and N Sacks reported that they are employees of Precision Value and Health and received funding to conduct the analyses included in this study. P Cyr reports "other" from Audentes Therapeutics during the conduct of the study. N Sacks reports "other" from Chiesi during the conduct of the study. M Baker-Wagner reports "other" from Chiesi during the conduct of the study and is a commercial study sponsor.