ASSESSMENT OF CONSUMPTION OF DRUGS FOR FUNCTIONAL GASTROINTESTINAL DISORDERS IN UKRAINE IN COMPARISON WITH OTHER COUNTRIES OF THE WORLD

Iakovlieva L. [1], Gerasymova O. [2], Tkachova O.[2]

[1]National Technical University «Kharkiv Polytechnic Institute», Kharkiv, Ukraine

[2]National University of Pharmacy, Kharkiv, Ukraine

EPH 64

Introduction

Functional gastrointestinal disorders (FGDs) are widespread throughout the world, which causes patients to seek medical care frequently. They are accompanied by a decrease in the quality of life of patients and significant economic losses for society [1-5]. Today, the global pharmaceutical market offers a significant number of drugs of different groups to eliminate gastrointestinal disorders. Their choice depends on the severity of symptoms, the presence or absence of diseases of the gastrointestinal tract [5].

The aim

The aim of research - assessment of the volume and structure of consumption of drugs for FGD (group A03A) in Ukraine in 2020-2021 and a comparison of their consumption in Ukraine with other countries (Estonia and Norway).

The tasks of research

- calculation of DDDs / 1000 inhabitants / day for drugs of the subgroup A03AA «Synthetic anticholinergics, esters with tertiary amino group», drugs of the subgroup A03AB «Synthetic anticholinergics, quaternary ammonium compounds», drugs of the subgroup A03AD «Papaverine and derivatives», drugs of the subgroup A03AX «Other drugs for functional gastrointestinal disorders» and group A03A «Drugs for functional gastrointestinal disorders» in total, represented in Ukraine in 2020-2021;
- assessment of the volume and structure of consumption of drugs for FGD (group A03A) in Ukraine in 2020-2021;
- comparative analysis of consumption of drugs for FGD (group A03A) in Ukraine, Norway and Estonia in 2020-2021.

Objectives and Methods

The objects of research – drugs for FGD (group A03A). Assessment of consumption of drugs for FGD was carried out by ATC/DDD-methodology. International index of DDDs / 1000 inhabitants / day was calculated at carrying out research. Number of drugs packaging, which were sold for a year in Ukraine, was taken from the information system «Pharmexplorer» of Company «Morion». The data «Statistical yearbook of the State Agency of Medicines 2022» was used to assess FGD drugs consumption in Estonia, the data « Drug Consumption in Norway 2017-2021» - in Norway [6-7]. A DDD of drugs for FGD are taken from the WHO website (https://www.whocc.no/). The prescribed daily dose (PDD) was calculated using the instructions for medical use in the absence of a DDD for the drug. The unit dose (number of capsules) was used instead of the DDD for combination products.

Results

All representatives of group A03A were prescribed in Ukraine; drugs of individual subgroups of group A03A were not available in Estonia and Norway. Representatives of subgroup A03AD " Papaverine and derivatives" were the leaders in consumption in Ukraine and Estonia among drugs of group A03A, representatives of subgroup A03AX " Other drugs for functional gastrointestinal disorders " - in Norway (figure 1). Consumption volumes of drugs for FGD in Ukraine were as follows: 2020 – 7.77; 2021 – 8.18 (figure 2). During the 2020-2021, the volumes of consumption of drugs for FGD decreased in Norway, increased - in Ukraine and Estonia (figure 3). According to the consumption volumes of drugs for FGD in 2020-2021 countries studied can be positioned the following order: Ukraine > Estonia > Norway. The level of consumption of drugs of group A03A in Ukraine was almost the same as in Estonia and 5 times more than in Norway.

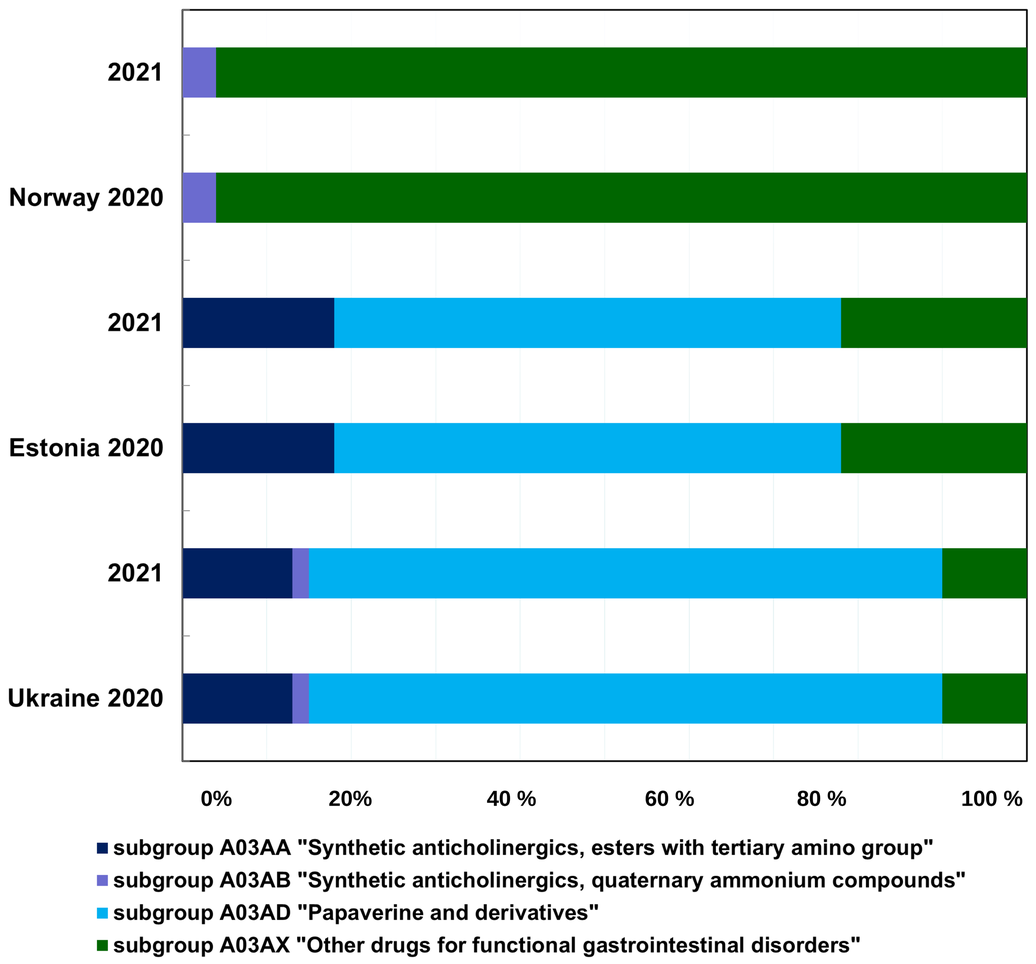

Figure 1. Structure of consumption of drugs for FGD (group A03A) (in %) in Ukraine, Estonia and Norway in 2020-2021

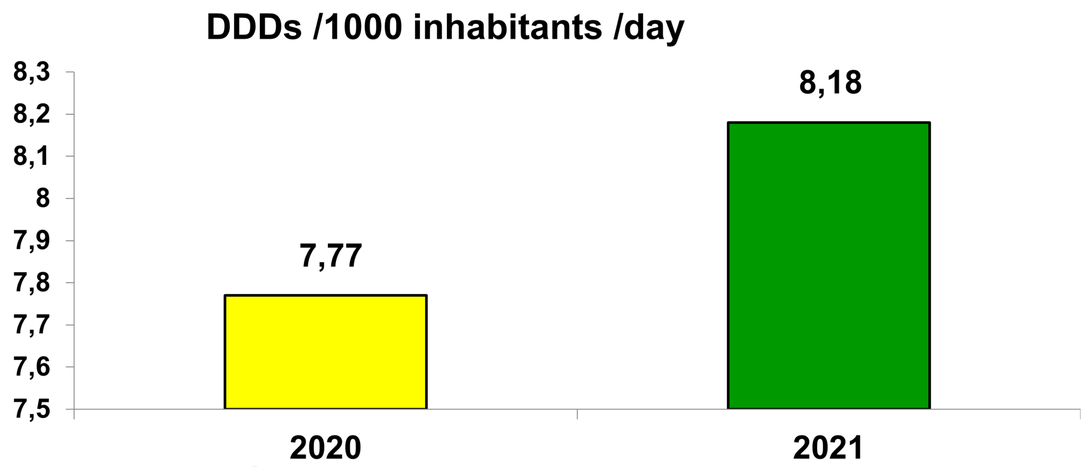

Figure 2. Volumes of consumption of drugs for FGD (group A03A) in Ukraine in 2020-2021

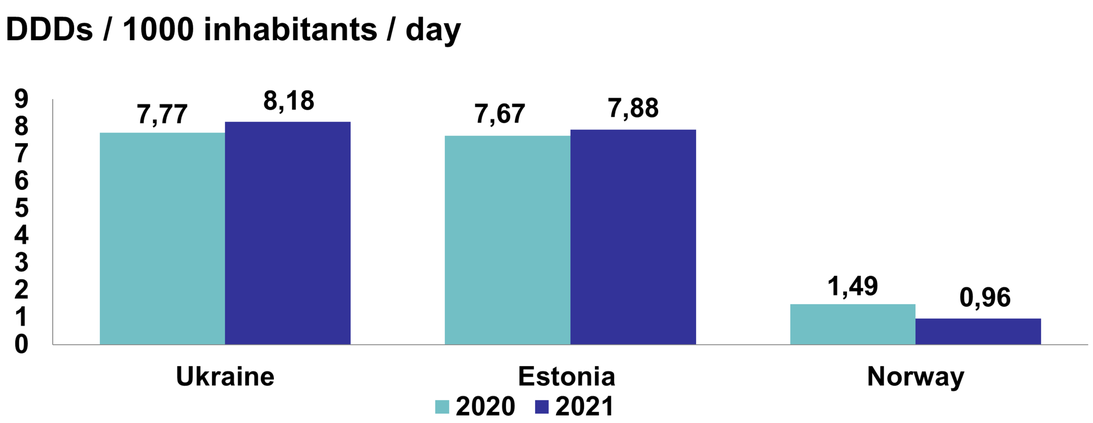

Figure 3. Volumes of consumption of drugs for FGD (group A03A) in Ukraine, Estonia and Norway in 2020-2021

Conclusions

Approximately from 0.78 to 0.82 % of the Ukraine population every day took 1 DDD of one of drugs for FGD in 2020-2021. Ukraine ranked first place in terms of consumption of drugs for FGD in this period among the countries studied.

Reference

1. Fikree A., Byrne P. Management of functional gastrointestinal disorders. Clin Med (Lond). 2021. No 21(1). P.44-52. 2. Collins S. M., Chang C., Mearin F. Postinfectious chronicgut dysfunction: from bench to bedside. Am. J. Gastroenterol. 2020. No.1. P. 2–8. 3. Палій І. Г., Заїка С. В., Ткачук І. В. Діагностика функціональних розладів стравоходу в контексті Римських критеріїв IV перегляду. Укр. Мед. Часопис. 2019. Т. 1 – V/VI. № 3 (131). С. 1-4. 4. Корендович І. В., Бабенко Т. О. Функціональні розлади шлунково-кишкового тракту в дітей та підлітків. Практикуючий лікар. 2016. Том 5, №3. С. 12-15. 5. Губська О. Ю., Прикащикова Г. І. Психогастроентерологія розладів кишково-мозкової взаємодії. Огляд літератури з власними дослідженнями. Сучасна гастроентерологія. 2023. № 3 (131). С. 61-67. 6. Janne Sepp, Marju Sammul, Maia Uusküla. Ravimiamet, Statistical yearbook of the State Agency of Medicines. Tartu: State Agency of Medicines. 2022. 116 p. 7. Legemiddelforbruket i Norge 2017–2021. Drug Consumption in Norway 2017-2021/ L.S. Danise et al. Oslo : Folkehelseinstituttet. 2022. 168 p.