EVOLUTION OF BREAST CANCER TREATMENT COST IN THE LAST 36 MONTHS: AN ANALYSIS FROM A HEALTH PAYER PERSPECTIVE IN BRAZIL

Reis Neto JP, Busch JM, Stefani SD, Santos M, Katz A, Gondo C, Paladini L, Senra F, Aguiar Jr P, Gonçalves V, Brust L, Rocha J and Nascimento Jr RR

ISPOR
Improving healthcare decisions

RWD162

OBJECTIVES

Breast cancer (BC), the most common malignancy in women in Brazil, is a serious disease associated with substantial medical and economic burden. This study analyzes utilization and costs evolution of cancer therapies, which include chemotherapy, targeted therapy, hormone therapy and immunotherapy.

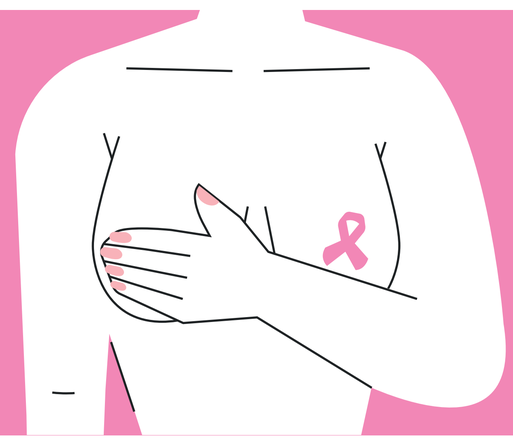

METHODS

Retrospective cohort of beneficiaries with BC diagnosis and pharmacological treatment in the last 36 months (P1=Sep/2019-Aug/2020; P2=Sep/2020-Aug/2021; P3=Sep/2021-Aug/2022). Use and costs of chemotherapy (per capita and per patient treated), and oral antineoplastic drugs expenses evolution were measured. The most prescribed therapies were analyzed. Microsoft Excel® v2010 and QlikSense® v13.21 were used for relative and absolute frequencies, means and standard deviation (95% confidence intervals, significance $p<0.05$).



RESULTS

341 beneficiaries (326, 328 and 292, respectively in P1, P2 and P3) underwent antineoplastic therapies (mean age 68 years, 95.3% women). In P1, 0.74% of the total exposed received chemotherapy. In the following intervals, increased to 0.88% and 1.06%, P2 and P3, respectively. The cost per patient with cancer decreased 10.5% in 36 months and the annual total beneficiaries expenses raised 28.5%. It should be noted that the variation that occurred in P2 in relation to P1 was 10.0%, however, in P3 compared to P2, 16.7%. Top ten highest financial consumption corresponding to more than 80% total expenses were trastuzumab, pertuzumab, palbociclib, ribociclib, abemaciclib, bevacizumab, pembrolizumab, paclitaxel, fulvestranto, and atezolizumab.

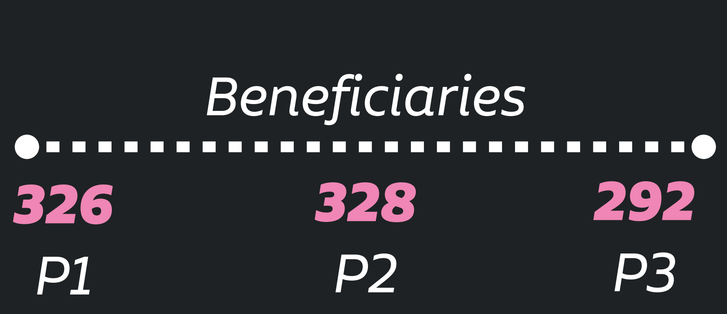

*mean age **68 years,** **95.3%** women*





*The cost per patient with cancer **decreased 10.5% in 36 months***



*and the annual total beneficiaries **expenses raised 28.5%***

Beneficiaries that received chemotherapy from total exposed

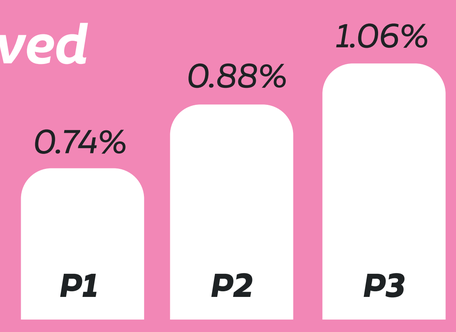

CONCLUSIONS

In this study, the cost of cancer treatment has increased 28.5%, especially in the last period, which coincides with the expansion of the national list of mandatory coverages, expanding access to new technologies. Molecular and immunological therapies have changed cancer treatment and improved patient outcomes and survival; however, these new treatments represent an additional challenge for the healthcare system.

REFERENCES

1- Campbell, J.D., Ramsey, S.D. The Costs of Treating Breast Cancer in the US. Pharmacoeconomics 27, 199–209 (2009). https://doi.org/10.2165/00019053-200927030-00003

2- Sun, Li, et al. "Global treatment costs of breast cancer by stage: A systematic review." PLoS ONE 13.11 (2018): e0207993.

3- Elixhauser, A. (1991). Costs of Breast Cancer and the Cost-Effectiveness of Breast Cancer Screening. International Journal of Technology Assessment in Health Care, 7(4), 604-615. doi:10.1017/S0266462300007169

4- Blumen H, Fitch K, Polkus V. Comparison of Treatment Costs for Breast Cancer, by Tumor Stage and Type of Service. Am Health Drug Benefits. 2016 Feb;9(1):23-32. PMID: 27066193; PMCID: PMC4822976.

CAPESESP

CAPESESP - Caixa de Previdência e Assistência dos Servidores da Fundação Nacional de Saúde; Brasil