

Analysis of the External Subdimensions in Health Care Organizations during the COVID-19 Pandemic



Faten Amer, Sahar Hammoud, Haitham Khatatbeh, Szimonetta Lohner, Imre Boncz, Dóra Endrei
University of Pécs, Hungary
amer.faten@etk.pte.hu

1. Background

1.1 Introduction

Evaluating the health care sector is quite challenging and complex. Unsatisfactory performance can result from long waiting times, inefficiency, dissatisfactory patients, and health care workers' (HCWs') burnout. The Balanced Scorecard (BSC) was introduced in 1992 [1] to perform performance evaluation (PE) of organizations in different domains, including health care. The initial design of the BSC consisted of four perspectives: financial, internal, customer, and learning and growth. The BSC was considered different from the other managerial tools, as it offers a holistic strategic approach. Our previous systematic review has proven BSC effectiveness in improving financial performance and patient satisfaction. All the previous systematic reviews lack a systematic methodological categorization of perspectives, dimensions, and KPIs to solve the nonuniformity challenge at the previous BSC implementations. Moreover, there is a lack of studies which evaluates BSC perspectives during the COVID-19 pandemic.

1.2 Aim

This research intended to perform a systematic review to identify all the external subdimensions used in balanced scorecard (BSC) implementations and then to assess the impact of the pandemic on the external subdimensions of health care organizations (HCOs).

2. Methods

This research consists of two steps.

First step: we performed a systematic review:

2.1 Data sources and search strategy

- In adherence with the 27-point of the Preferred Reporting Items for Systematic Reviews and Meta-Analyses (PRISMA) checklist [2]. See (Figure1).
- Based on Population, Intervention, Comparison, and Outcome (PICO) tool [3].
- Both Medical Subject Headings (MeSH) terms and keywords.
- PubMed, Embase, and Cochrane.
- Grey literature, pre-prints, and unpublished studies were searched on Google Scholar and Google's search engine web-sites (to avoid publication bias).
- From inception until October 2020.
- Reference lists of any potentially eligible studies.
- Duplicates removal using the EndNote X9.2 program.

2.2 Study selection

- Titles and abstracts screening.
- Full texts careful examination.
- Selection of eligible studies: first and second authors independently, and third author arbitration in disagreements.
- January and March 2021.

2.3 Data extraction and analysis

- Key Performance Indicators (KPIs) were extracted from the final resulted studies.
- Fore the unification purposes, KPIs were recategorized and grouped into new sub dimensions and major dimensions.

Second step:

- We searched for independent studies using the resulting external subdimensions with the COVID-19 keyword in Google engine and Google Scholar.
- Until June 2021.

Figure 1. Prisma Flow Diagram

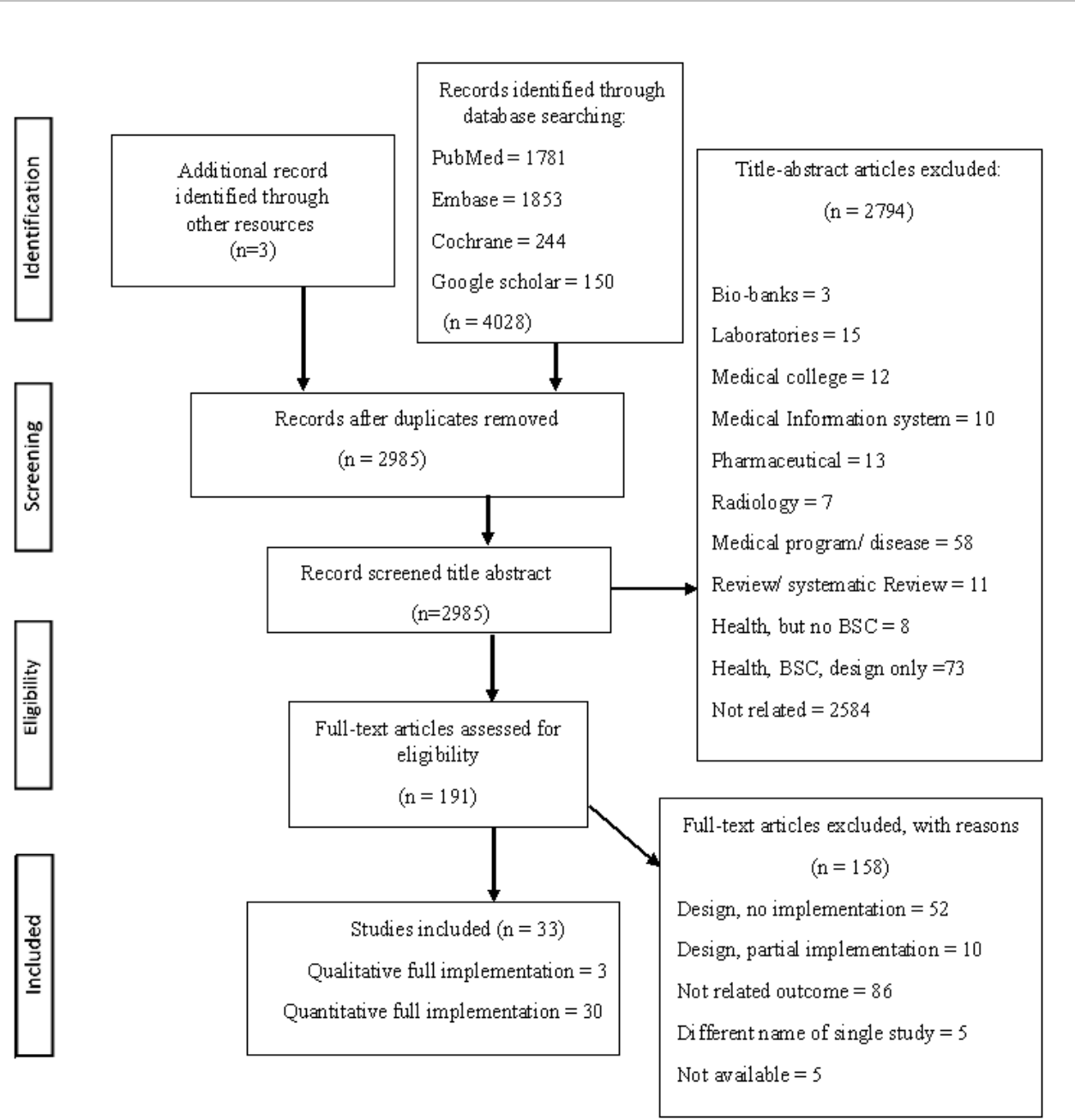


Figure (3): PRISMA Flow Diagram

3. Results

3.1 Study selection

- Running the search strategy resulted in a total of 4031 studies.
- After removing the duplicates, a total of 2985 studies remained.
- After screening titles and abstracts 202 studies remained.
- Full texts examination resulted in 33 studies were finally included, at which 36 implementations were identified.

3.2 The KPIs in BSC implementations

-797 KPIs were extracted. Each KPI was classified and grouped into 45 subdimensions. Next, these subdimensions were combined to form 13 major dimensions: financial, efficiency and effectiveness, availability and quality of supplies and services, managerial tasks, HCWs' scientific development error-free and safety, time, HCW-centeredness, patient-centeredness, technology, and information systems, community care and reputation, HCO building, and communication. Additionally, this review's findings reflect that the BSC design in health care must be modified to include external and administrative perspectives.

-73 external KPIs were extracted.

3.3 The external dimensions during COVID-19 pandemic

Categorization of KPIs resulted in 2 major-dimensions. HCO's building and community under which another 3 subdimensions were defined: privacy, corporate social responsibility (CSR), and market share. HCO's building was extensively investigated and improved during the pandemic to increase the capacity and decrease the waiting time. However, researchers did not sufficiently investigate the ease of access to HCOs during the pandemic. Moreover, patient privacy was negatively affected in some countries, and due to breaching patient privacy in some countries, this may have stigmatized those patients. The political conflict during the pandemic in the Occupied Palestinian Territories was referred to impose a double epidemic effect on its health system. On the other hand, factors such as exemptions offered by HCO for poor patients, CSR, patient privacy concerns, and HCO market shares in COVID-19 still need more investigation.

Figure 2. BSC 45 subdimensions

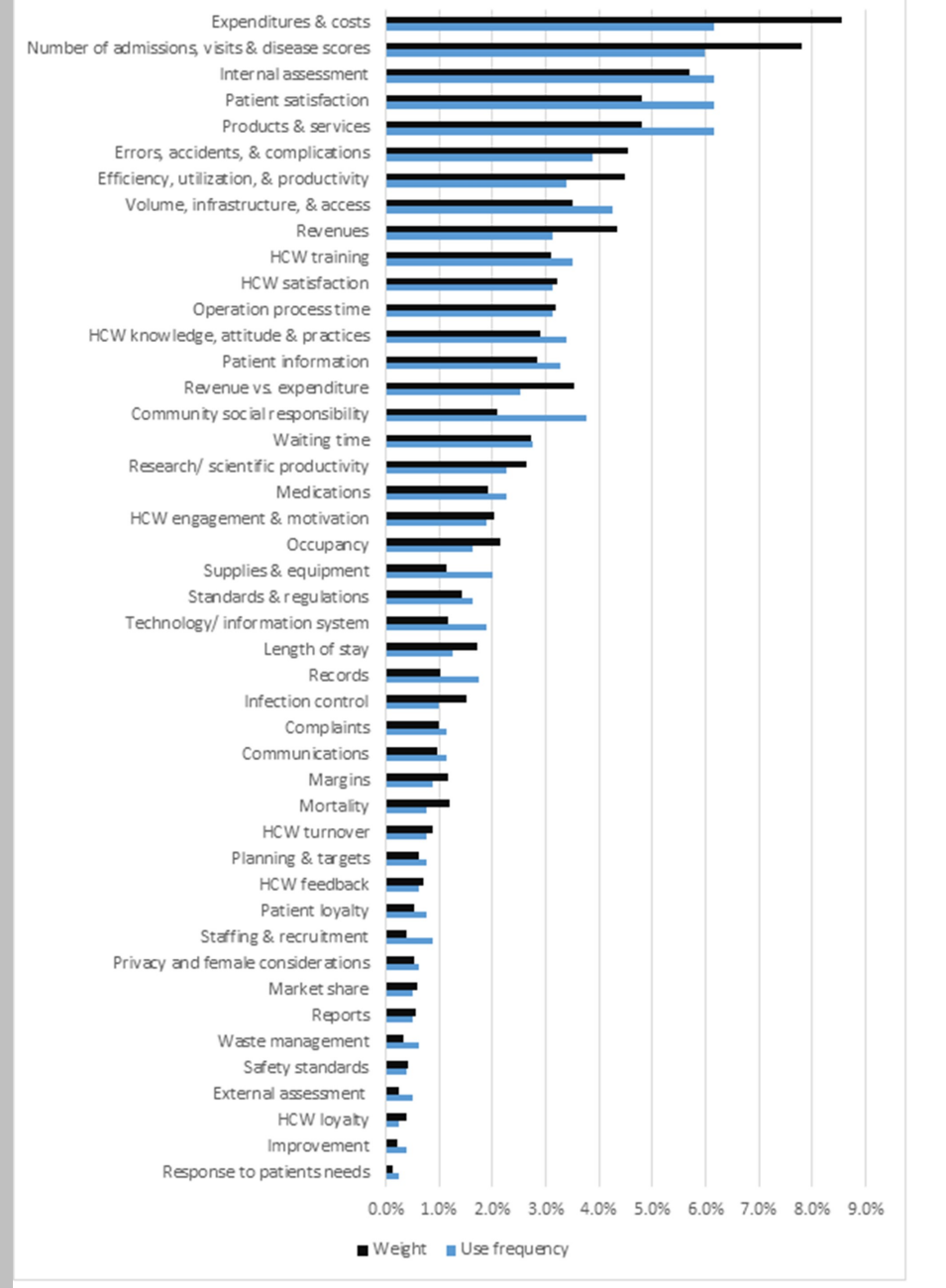


Figure 3. BSC 13 major dimensions

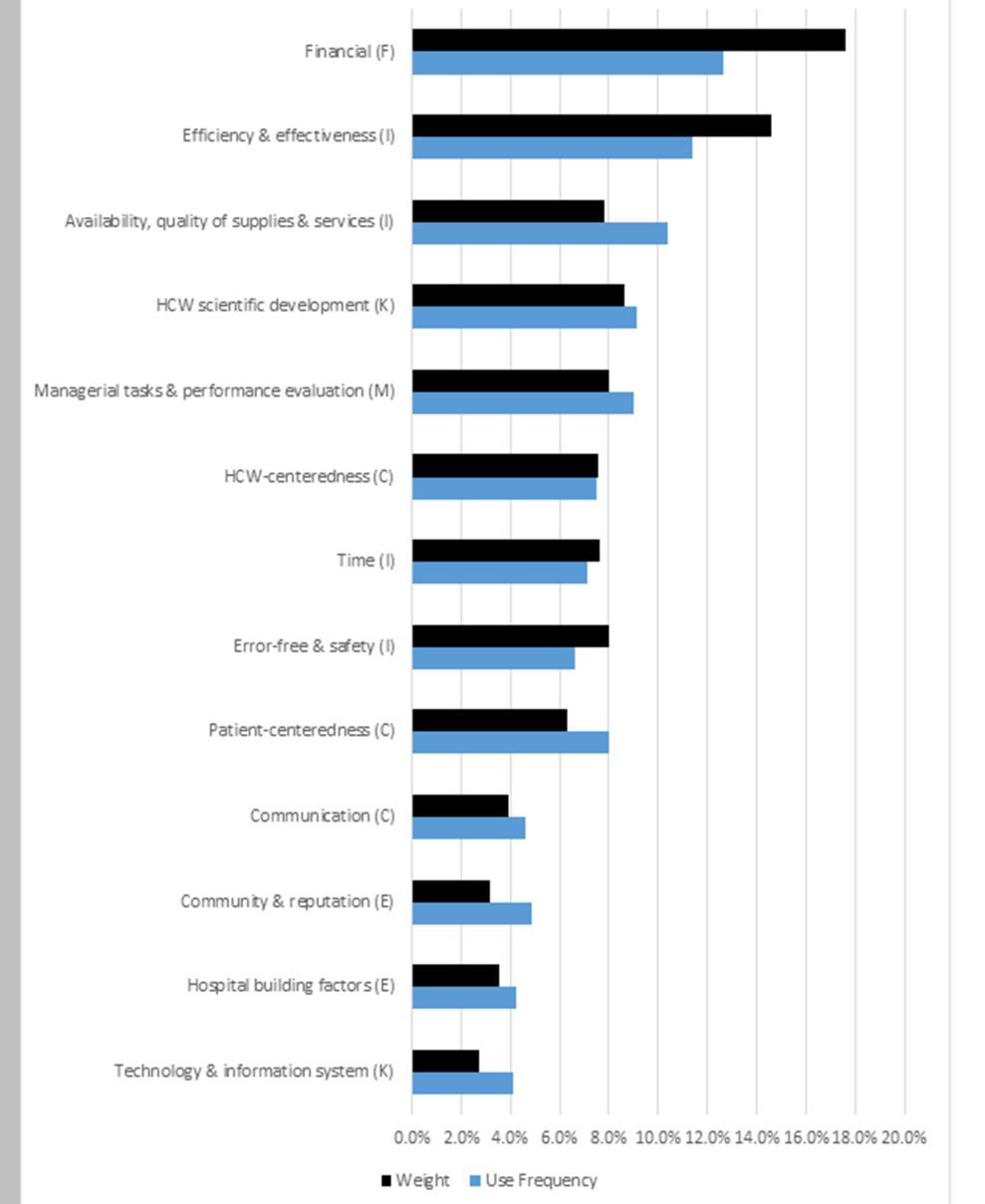
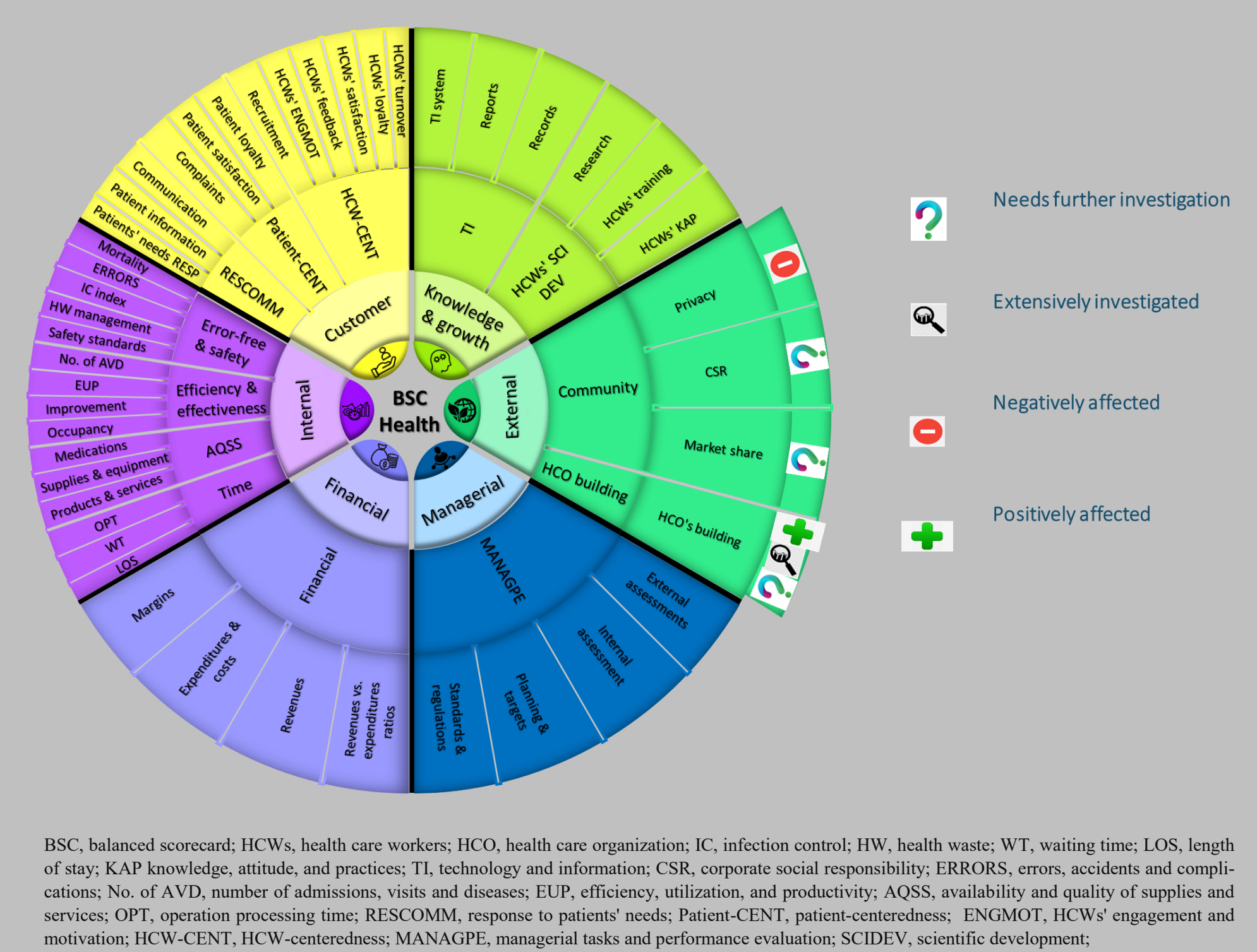


Figure 4. Summary of BSC dimensions and the pandemic impact on external dimensions



BSC: balanced scorecard; HCWs, health care workers; HCO, health care organization; IC, infection control; HW, health waste; WT, waiting time; LOS, length of stay; KAP, knowledge, attitude, and practices; TL, technology and information; CSR, corporate social responsibility; ERRORS, errors, accidents and complications; No. of AVD, number of admissions, visits and diseases; EUP, efficiency, utilization, and productivity; AQSS, availability and quality of supplies and services; OPT, operation processing time; RESCOMM, response to patients' needs; Patient-CENT, patient-centeredness; ENGMOI, HCWs' engagement and motivation; HCW-CENT, HCW-centeredness; MANAGPE, managerial tasks and performance evaluation; SCIDEV, scientific development.

4. Conclusion

-This study resolves the problem of KPI categorization nonuniformity. It also offers both theoretical and practical implications for researchers and health care executives in determining which aspects to utilize in the future deployments of BSCs, specifically, and in PEs, in general. Moreover, dimension uniformity will improve the data sharing and comparability among studies and HCOs. Utilizing the resulting dimensions as a road map in practical PEs will lead to a comprehensive enhancement of HCOs' performance worldwide.

-Some of the external subdimensions were negatively affected during the pandemic, such as patient privacy, while others were positively affected, such as HCO building. However, researchers are encouraged to perform further assessments of how to improve the patient privacy, CSR and market share subdimensions during the pandemic.

5. Acknowledgment

This work was supported by the Doctoral School of Health Sciences, Faculty of Health Sciences, University of Pécs, Hungary. Also the original work (https://doi.org/10.1186/s12913-021-07452-7) was funded by the Thematic Excellence Program 2020–Institutional Excellence Sub-programme / National Excellence Sub-program of the Ministry for Innovation and Technology in Hungary, within the framework of the 2. thematic and Biomedical Engineering programme of the University of Pécs. Code: 2020-4.1.1-TEP2020.

6. References

1. Kaplan R, Norton D. The balanced scorecard—measures that drive performance. Harv Bus Rev. 1992;70:71-9.
2. Liberati A, Altman DG, Tetzlaff J, Mulrow C, Gotzsche PC, Ioannidis JPA, et al. The PRISMA Statement for Reporting Systematic Reviews and Meta-Analyses of Studies That Evaluate Health Care Interventions: Explanation and Elaboration. PLoS Med. 2009;6:e1000100.
3. Methley AM, Campbell S, Chew-Graham C, McNally R, Cheraghi-Sohi S. PICO, PICOS and SPIDER: a comparison study of specificity and sensitivity in three search tools for qualitative systematic reviews. BMC Health Serv Res. 2014;14:579.
4. Higgins JP, Savović J, Page MJ, Elbers RG SJ. Chapter 8. Assessing risk of bias in a randomized trial. In: Higgins JPT, Thomas J, Chandler J, Cumpston M, Li T, Page MJ, Welch VA (editors). Cochrane Handbook for Systematic Reviews of Interventions version 6.0 (updated July 2019). Cochrane. 2019.
5. Sterne JA, Hernán MA, Reeves BC, Savović J, Berkman ND, Viswanathan M, et al. ROBINS-I: a tool for assessing risk of bias in non-randomised studies of interventions. BMJ. 2016;355:i4919. doi:10.1136/bmj.i4919.
6. Higgins JP, Altman DG. Assessing Risk of Bias in Included Studies. In: Cochrane Handbook for Systematic Reviews of Interventions. Chichester, UK: John Wiley & Sons, Ltd; 2008. p. 187-241. doi:10.1002/9780470712184.ch8.
7. Babic A, Vuka I, Saric F, Probošic I, Stanicic E, Covar J, et al. Overall bias methods and their use in sensitivity analysis of Cochrane reviews were not consistent. J Clin Epidemiol. 2020;119:57-64. doi:10.1016/j.jclinepi.2019.11.008.
8. McGuinness LA, Higgins JPT. Risk-of-bias visualization (robvis): An R package and shiny web app for visualizing risk-of-bias assessments. Res Synth Methods. 2021;12:55-61. doi:10.1002/jsm.1411.
9. Whitemore R, Knaff K. The integrative review: updated methodology. J Adv Nurs. 2005;52:546-53. doi:10.1111/j.1365-2648.2005.03621.x.