

Systematic Literature Review of Disease Burden Related to First-Line Unresectable, Locally Advanced, or Metastatic Gastric Cancer and Gastroesophageal Junction Adenocarcinoma

SA65

Elizabeth Smyth,¹ Wenxi Tang,² Alexa Sibiga,³ Vien Do,³ Samantha Craigie,³ Lin Zhan²

¹Oxford University Hospitals NHS Foundation Trust, Oxford, UK; ²BeiGene USA, Inc, San Mateo, CA, USA; ³EVERSANA, Burlington, ON, Canada

INTRODUCTION

- Gastric cancer (GC) arises from cells lining the stomach and is the fifth most common cancer worldwide and the third leading cause of cancer-related deaths.^{1,2} Gastroesophageal junction (GEJ) adenocarcinoma occurs at the junction between the esophagus and stomach; incidence ranges from 2.0 to 2.2 per 100,000 in North America and from 0.6 to 1.7 per 100,000 in East Asia³
- First-line (1L) treatments for advanced or metastatic GC/GEJ adenocarcinoma have historically included fluoropyrimidine- or platinum-based chemotherapies, although these regimens are associated with a poor median overall survival (OS) of less than 1 year.⁴ For both GC and GEJ adenocarcinoma, PD-1 inhibitors such as tislelizumab, nivolumab, pembrolizumab, and sintilimab have shown promising results in clinical trials
- The objective of this systematic literature review (SLR) was to identify published evidence reporting on the disease burden, as experienced by the patient and health system, associated with 1L treatments of unresectable, locally advanced, or metastatic GC/GEJ adenocarcinoma. In particular, the SLR aimed to identify literature reporting health state utility values (HSUVs), health-related quality of life (HRQoL), healthcare resource use (HCRU), and costs pertaining to treatment

METHODS

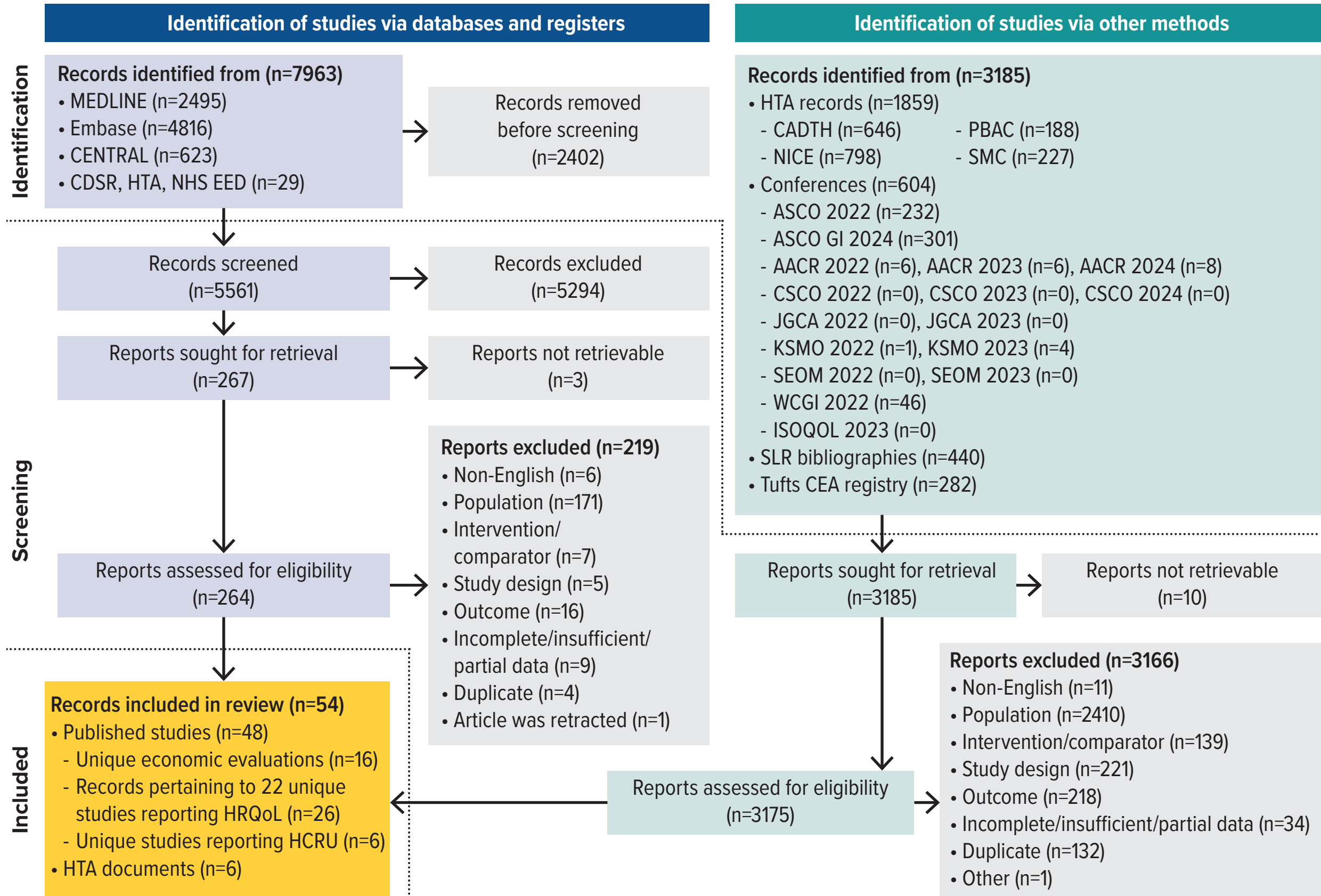
- Searches of Embase, MEDLINE® (including Epub Ahead of Print, In-Process, and Other Non-Indexed Citations), Ovid MEDLINE® Daily, Cochrane Central Register of Controlled Trials, and the Cochrane Database of Systematic Reviews were conducted on February 14, 2024
- Hand searches of key grey literature sources were also conducted to supplement database searches (**Figure 1**)
- Study selection was performed in duplicate and was assessed according to the following eligibility criteria:
 - Adult patients (aged ≥18 years) receiving treatment for 1L unresectable, locally advanced, or metastatic GC/GEJ adenocarcinoma
 - There was no restriction on intervention or comparator
 - Outcomes of interest included HRQoL outcomes (generic HRQoL measures, HSUVs, patient-reported outcomes) and HCRU outcomes (healthcare costs, HCRU frequency, caregiver burden)
 - Study types of interest included clinical trials, observational studies, surveys, and economic evaluations; no restrictions were applied to captured studies based on country of origin
- Quality assessment was performed using the following instruments:
 - National Institute for Health and Care Excellence (NICE) Quality Assessment Checklist for Health State Utility Values⁵ for studies reporting HSUVs and HRQoL instruments (**Supplementary Table 1**)
 - Drummond and Jefferson checklist⁶ for economic evaluations reporting HSUVs (**Supplementary Table 2**)

RESULTS

Evidence Identified

- Of 7963 records identified in the database/registry searches and 3185 records across grey literature sources, 54 records reporting on 44 unique studies (16 economic evaluations,^{5,17-19,22,26,30,31,34,37,38,42,46,48,49,51} 22 unique studies from 26 records reported HRQoL outcomes,^{7,31} 19 studies and economic evaluations reported on HCRU³²⁻⁵⁰) and six health technology assessment (HTA) documents reporting on six unique submissions (six reported economic evaluations,⁵¹⁻⁵⁶ two reported HRQoL outcomes,^{58,59} and six reported HCRU outcomes⁵¹⁻⁵⁶) were included in this review (**Figure 1**)⁶⁰

Figure 1. PRISMA Diagram



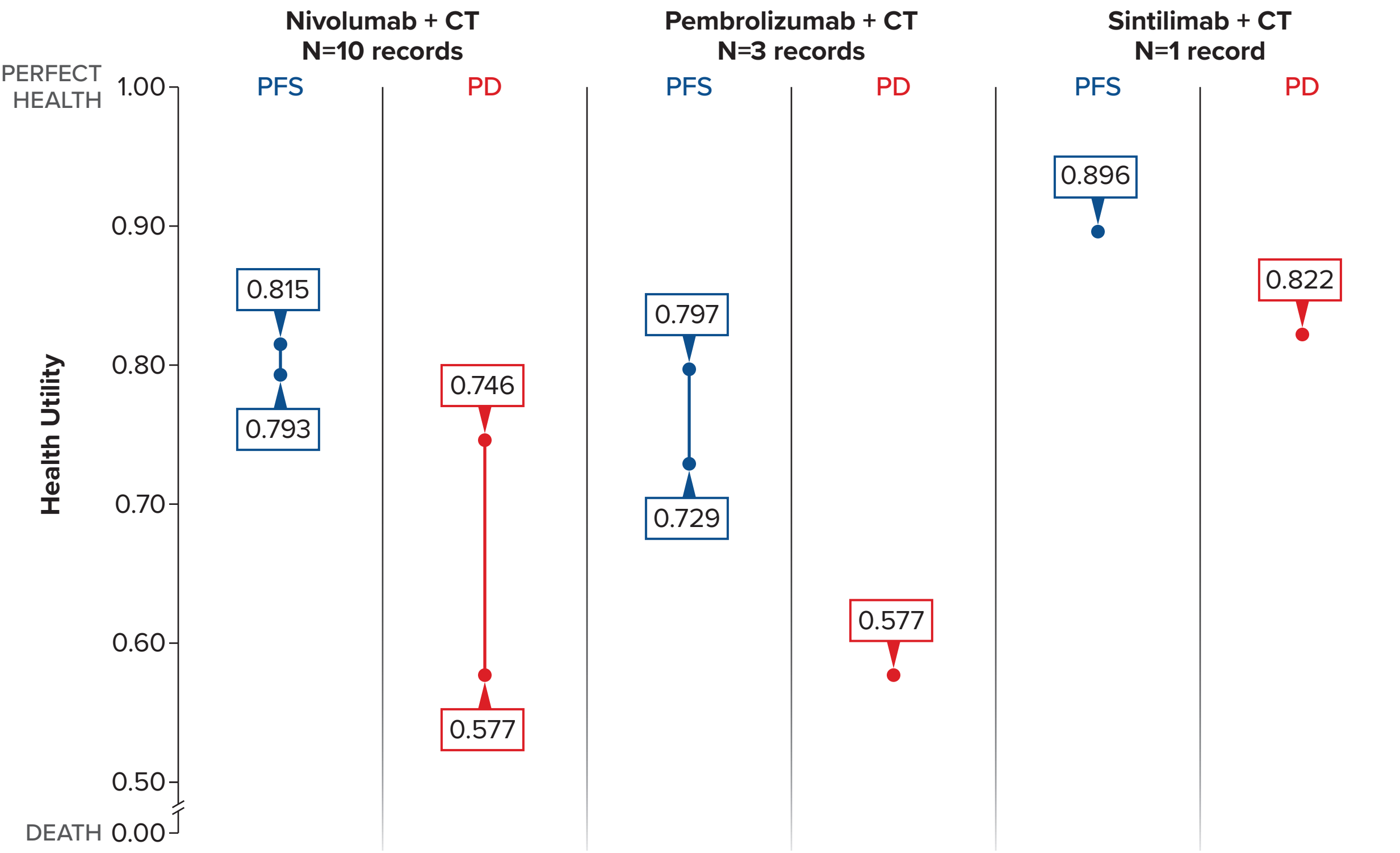
Adapted from: MJ, McKenzie JE, Bossuyt PM, et al. The PRISMA 2020 statement: an updated guideline for reporting systematic reviews. *BMJ*. 2021;372:n71. doi: 10.1136/bmj.n71

Abbreviations: AACR, American Association for Cancer Research; ASCO, American Society of Clinical Oncology; ASCO GI, American Society of Clinical Oncology Gastrointestinal Cancers Symposium; CADTH, Canadian Agency for Drugs and Technologies in Health; CDSR, Cochrane Database of Systematic Reviews; CEA, cost-effectiveness analysis; CSCO, Chinese Society of Clinical Oncology; EED, Economic Evaluation Database; HCRU, healthcare resource use; HRQoL, health-related quality of life; HTA, health technology assessment; ISOQOL, International Society for Quality of Life Research; JCCA, Japanese Gastric Cancer Association; KSMO, Korean Society of Medical Oncology; NHS, National Health Service; NICE, National Institute for Health and Care Excellence; PBAC, Pharmaceutical Benefits Advisory Committee; RCT, randomized controlled trial; SEOM, Sociedad Española de Oncología Médica; SLR, systematic literature review; SMC, Scottish Medicines Consortium; WCGI, World Congress on Gastrointestinal Cancer

Health State Utility Values

- Seventeen studies (one cross-sectional study,³⁰ two clinical trials,^{718,60} 14 published cost-utility analyses [CUAs]^{38-50,59}, and three HTA submissions^{52,54,55} provided information relating to HSUVs
- Two clinical trials (ATTRACTION-4 [Part 2]⁶⁰ and CheckMate 649^{72,28}) reported data for EQ-5D:
 - Nivolumab plus chemotherapy had a significantly longer time to symptom deterioration (TTSD) (hazard ratio [HR]: 0.81, 95% CI: 0.67, 0.99)⁶⁰ and time until definitive deterioration (TUDD) (HR: 0.67; 95% CI: 0.52, 0.86) compared to chemotherapy alone⁷⁷
- One cross-sectional study derived EQ-5D-3L scores for patients in the US, the UK, France, Germany, China, and Japan.³⁰ The total mean EQ-5D-3L score across all countries was 0.701, with mean scores of 0.510 in France, 0.696 in Germany, 0.726 in the UK, 0.750 in the US, 0.757 in Japan, and 0.940 in China
- Among CUAs of PD-1 inhibitors, HSUVs for progression-free survival (PFS) ranged from 0.729 to 0.896 and from 0.577 to 0.822 for progressive disease (PD) (**Figure 2**)
- Disutility values were most commonly reported for neutropenia, anemia, fatigue, and nausea/vomiting (**Supplementary Table 3**)

Figure 2. HSUVs Reported by CUAs and HTA Publications for PD-1 Inhibitors



Healthcare Resource Use Outcomes

- Four studies reported resource use related to hospitalizations, emergency room (ER) visits, and outpatient visits.^{32,33,35,36} The proportions of patients experiencing each HCRU outcome during 1L treatment for GC/GEJ is reported in **Table 1**
- All studies reported HCRU in a chemotherapy context. No studies were identified that provided HCRU data for targeted therapies, including PD-1 inhibitors
- Among hospitalized patients, mean length of stay ranged from 7 days³⁶ to 8.7 days³²
- In the US, 44.1% of patients experienced a cancer-related inpatient admission, with a mean of 1.5 hospitalizations per patient and 8.7 days per stay.³² Among Mexican patients, 63.3% of visits were for GC-related surgery, 14.3% were for disease symptom management, and 6.1% were for adverse events or toxicity³⁵
- Hospitalizations per patient ranged from 0.27³⁵ in Mexico to 1.6³² in the US
- In Brazil, reasons for ER visits included adverse event/toxicity (18.5%), pain (2.9%), comorbidities (1.2%), and cancer symptoms (5.2%)³⁵

Table 1. Summary of HCRU Across Regions

Region	Hospitalizations (Proportion of Patients)	ER Visits (Proportion of Patients)	Outpatient Visits (Proportion of Patients)
US ^{32,33}	39% to 46.2%	25.3% to 28%	92%
Brazil ³⁵	39%	42.6%	NR
Mexico ³⁶	22.2%	NR	14.4%

Abbreviations: ER, emergency room; HCRU, healthcare resource use; NR, not reported; US, United States.

Health-Related Quality of Life Measures

- Twenty clinical trials,^{2,29} two observational studies,^{30,31} and two HTA submissions^{54,55} provided HRQoL measures other than HSUVs in patients with 1L GC/GEJ adenocarcinoma
- HRQoL results among PD-1 inhibitors and other targeted therapies are presented in **Table 2**
- Tislelizumab plus chemotherapy, nivolumab plus chemotherapy, and bemarituzumab plus chemotherapy were associated with maintained or improved HRQoL compared to chemotherapy alone
- Pembrolizumab plus chemotherapy and zolbetuximab plus chemotherapy demonstrated mixed results across HRQoL scales and trials. Pembrolizumab monotherapy demonstrated similar HRQoL to chemotherapy alone

Table 2. Summary of HRQoL Measures Among PD-1 Inhibitors and Other Targeted Therapies

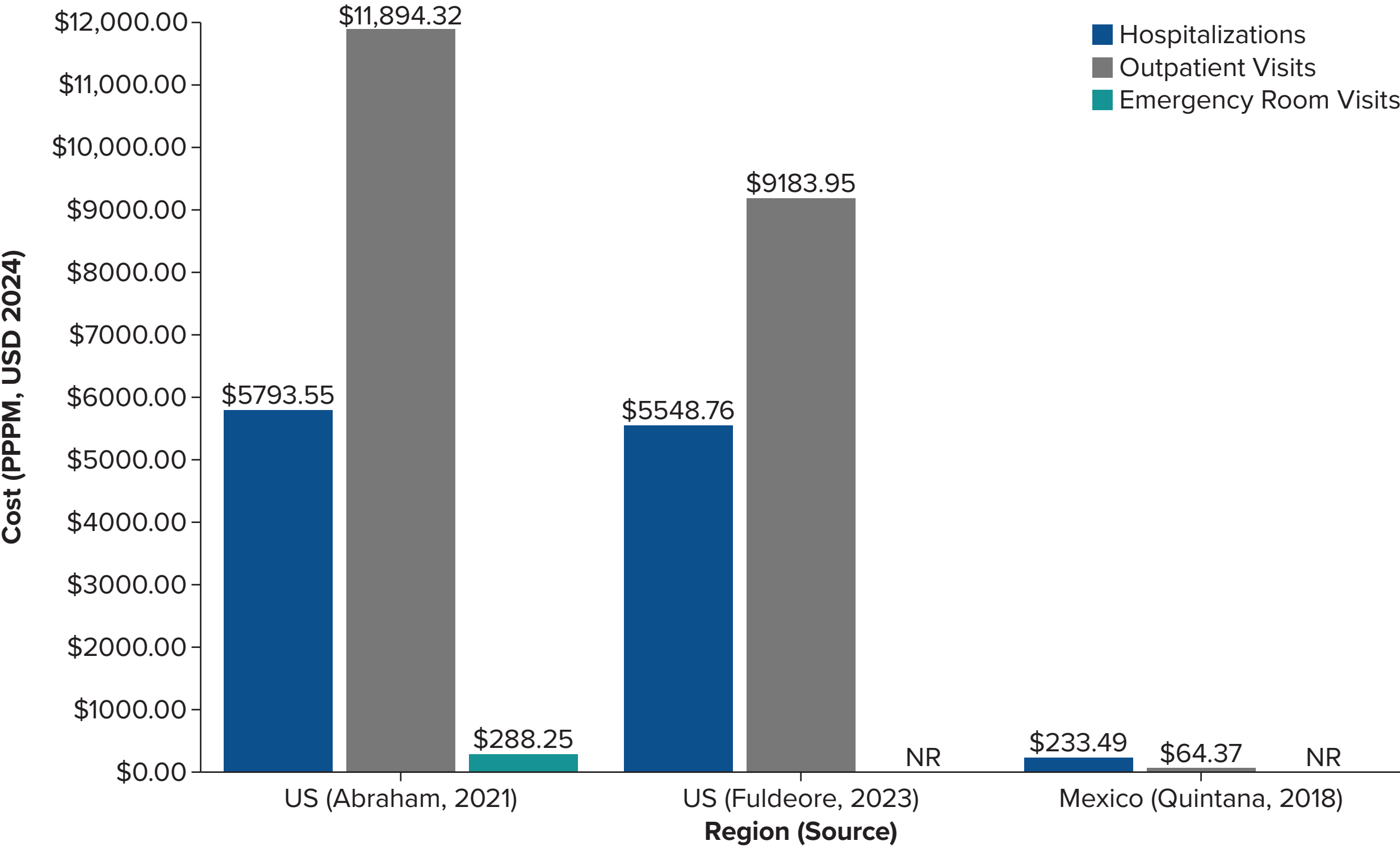
Trial NCT	Region	Follow-up Times Assessed	Treatments	Scale/Category	Summary of Results
RATIONALE-305 NCT03777657 ²⁹	Global	Baseline; Cycles 4, 6	TIS + CT vs PBO CT	EORTC-QLQ-C30 EORTC-QLQ-STO22	TIS+CT showed a significantly lower risk for deterioration compared to PBO+CT
ATTRACTION-4 (Pt 2) NCT02746796 ⁶⁰	Asia	NR	NIV + CT vs PBO + CT	FACT-Ga	NIV+CT had longer median TTSD compared to PBO+CT
CheckMate 649; NCT02872116 ^{55,18,17}	Global	Baseline; Week 7, then every 6 weeks to 36 months	NIV + CT vs CT	EQ-5D-3L VAS FACT-G FACT-Ga GaCS	Patients who received NIV+CT reported more clinically meaningful improvements in HRQoL compared to those who received chemotherapy alone
KEYNOTE-062; NCT02494583 ²²	Global	Baseline; Weeks 9, 12, 18, 42, 48	PEM vs PBO + CT	EQ-5D-3L VAS EORTC-QLQ-C30 EORTC-QLQ-STO22	No statistically significant differences between PEM monotherapy and PBO+CT
KEYNOTE-859; NCT03675737 ^{55,54}	Global	Baseline; Week 18	PEM + CT vs PBO + CT	EQ-5D-3L VAS EORTC-QLQ-C30 EORTC-QLQ-STO22	Smaller deterioration in EQ-5D VAS from baseline to Week 18 in patients treated with PEM+CT vs PBO+CT No statistically significant differences observed between treatment arms for TTTD in EORTC-QLQ-C30 Statistically significant decrease in TTTD in the pain subscale of EORTC-QLQ-STO22 in patients treated with PEM+CT vs PBO+CT
FIGHT; NCT03694522 ^{23,24}	Global	Baseline; every 8 weeks from Weeks 6 to 46	BEM + CT vs PBO + CT	EQ-5D VAS EORTC-QLQ-C30	BEM+CT showed improvements in HRQoL and longer time to deterioration compared to PBO+CT
FAST; NCT01630083 ³⁴	EU	Baseline; Cycle 1, Cycle 5, every 12 weeks to disease progression	ZOL + CT vs PBO + CT	EORTC-QLQ-C30 EORTC-QLQ-STO22	Significantly delayed deterioration in EORTC-QLQ-C30 GHS for patients receiving ZOL+CT vs PBO+CT No statistically significant differences between treatments for any EORTC QLQ-STO22 subscale
SPOTLIGHT; NCT03504397 ¹⁵	Global	Baseline; Cycles 9, 17	ZOL + CT vs PBO + CT	EORTC-QLQ-C30	No clinically meaningful deterioration in HRQoL in either arm. Results were similar between arms

Abbreviations: BEM, bemarituzumab; CT, chemotherapy; EORTC QLQ-C30, European Organisation for Research and Treatment of Cancer Quality of Life Questionnaire Core 30 items; EORTC QLQ-CES18, European Organisation for Research and Treatment of Cancer Quality of Life Questionnaire Cessophagus; EORTC QLQ-STO22, European Organisation for Research and Treatment of Cancer Quality of Life Questionnaire Stomach22; EQ-5D-3L VAS, EuroQol 5 Dimensions 3 Level Visual Analogue Scale; EU, European Union; FACT-G, Functional Assessment of Cancer Therapy-General; FACT-Ga, Functional Assessment of Cancer Therapy-Gastric; GaCS, Gastric Cancer Subscale; GHS, global health status; HRQoL, health-related quality of life; NIV, nivolumab; NR, not reported; PBO, placebo; PD-1, programmed cell death protein 1; PEM, pembrolizumab; TIS, tislelizumab; TTSD, time to sustained deterioration; TTTD, time to treatment discontinuation; ZOL, zolbetuximab.

Healthcare Cost Outcomes

- Four studies reported costs related to hospitalizations, ER visits, and outpatient visits.^{22,34,36} All studies reported costs in a chemotherapy context. No studies were identified that provided cost data for targeted therapies, including PD-1 inhibitors
- Mean per patient per month (PPPM) costs for hospitalization, ER visits, and outpatient visits were reported in three studies,^{22,34,36} and are summarized in **Figure 3**
- Mean hospitalization costs in Argentina across all treatment cycles of 1L therapy were \$127.64 USD (2024) using public unit costs and \$787.66 USD (2024) using private unit costs³⁴
- Physician office visit costs in the US ranged from \$371.29³² USD (2024) to \$3,546.78³³ USD (2024) PPPM

Figure 3. Mean Per Patient Per Month Costs Associated With HCRU Across Regions



CONCLUSIONS

- This SLR represents the most comprehensive available summary of disease burden associated with 1L treatment of unresectable, locally advanced, or metastatic GC/GEJ adenocarcinoma
- There is variability in the HRQoL instruments used across studies, which may impact the outcomes measured and challenge the clinical translation of research findings
- Data for HCRU and costs related to hospitalizations, ER visits, and outpatient visits were limited by a small number of studies reporting these outcomes. A substantial number of patients experienced hospitalizations and ER visits, though these proportions and associated costs varied by country
- Important data gaps included few studies reporting on HSUVs derived from patients with 1L GC/GEJ, and a notable lack of HCRU outcomes associated with emerging immunotherapies such as PD-1 inhibitors
- Only one study provided information about patient and caregiver burden, and showed that a GC/GEJ diagnosis had impacts on work, income, and activity for both patients and caregivers

REFERENCES

- Morgan E, Arnold M, Camargo MC, et al. The current and future incidence and mortality of gastric cancer in 185 countries, 2020-40: A population-based modelling study. *EClinicalMedicine*. 2022;47:101404.
- Menon G, El-Nakeep S, Babiker HM. *Gastric Cancer*. Updated October 28, 2024. In: StatPearls. Treasure Island (FL): StatPearls Publishing. Accessed April 3, 2025. <https://www.ncbi.nlm.nih.gov/books/NBK459142/>
- Manabe N, Matsueda K, Haruma K. Epidemiological review of gastroesophageal junction adenocarcinoma in Asian Countries. *Digestion*. 2022;103(1):29-36.
- Van Cutsem E, Moiseyenko VM, Tjulandin S, et al. Phase III study of docetaxel and cisplatin plus fluorouracil compared with cisplatin and fluorouracil as first-line therapy for advanced gastric cancer: a report of the V325 Study Group. *J Clin Oncol*. 2006;24(31):4991-4997.
- S PDBJP (2010). NICE DSU Technical Support Document 9: The Identification, Review and Synthesis of Health State Utility Values from the Literature. National Institute for Health and Care Excellence (NICE). Accessed January 27, 2022. http://nicedsu.org.uk/wp-content/uploads/2016/03/TS09-HSUV-values_FINAL.pdf
- Drummond M, Jefferson T. Guidelines for authors and peer reviewers of economic submissions to the BMJ. *BMJ*. 1996;313(7052):275-283.
- Ajani JA, Moiseyenko VM, Tjulandin S, et al. Quality of life with docetaxel plus cisplatin and fluorouracil compared with cisplatin and fluorouracil from a phase III trial for advanced gastric or gastroesophageal adenocarcinoma: The V-325 study group. *J Clin Oncol*. 2007;25(22):3210-3216.
- Al-Batran SE, Paulig C, Homann N, et al. The feasibility of triple-drug chemotherapy combination in older adult patients with oesophagogastric cancer: A randomised trial of the Arbeitsgemeinschaft Internistische Onkologie (FIOT65+). *Eur J Cancer*. 2013;49(4):835-842.
- Babu KG, Chaudhuri T, Lakshmaiah KC, et al. Comparison of health-related quality of life with epirubicin, cisplatin plus 5-fluorouracil and docetaxel, cisplatin plus 5-fluorouracil chemotherapy regimens as first-line systemic therapy in locally advanced inoperable or metastatic gastric or gastro-esophageal junction adenocarcinoma: A prospective study from South India. *South Asian J Cancer*. 2018;7(1):11-15.
- Bodoky G, Scheulen ME, Rivera F, et al. Clinical benefit and health-related quality of life assessment in patients treated with cisplatin/S-1 versus cisplatin/5-FU: secondary end point results from the first-line advanced gastric cancer study (FLAG5). *J Gastrointest Cancer*. 2015;46(2):109-117.

References 11-60 can be found in the supplemental material by scanning the QR code here.



DISCLOSURES

ES: Grants: Bristol Myers Squibb (BMS), AstraZeneca (institution); Consulting: AstraZeneca, Astellas BeiGene, BMS, Gilead, Novartis, Pfizer, TcypherBio, Viracta, Zymeworks; Honoraria: Amgen, AstraZeneca, Astellas, BeiGene, BMS, MSD, Merck, Mirati, Novartis; Travel: Amgen, Mirati, BeiGene; Participation on Data Safety Monitoring Board or Advisory Board: AstraZeneca, Amgen, Daiichi Sankyo, Jazz, Zymeworks; Leadership: EORTC GI Trials Group Chair, ESMO Guidelines Committee Chair, UKIOG Trustee; **WT, LZ:** Employees of Amgen and report stock or other ownership; **AS, VD, SC:** Employees of EVERSANA, who received consulting fees.

ACKNOWLEDGMENTS

The authors would like to thank Matt Maoloni for support with poster development and Joanna M Bielecki, MSc, for the design of search strategies and other assistance. This study was sponsored by BeiGene USA, Inc. BeiGene, US, Inc. has changed its name to BeOne Medicines USA, Inc. This change comes ahead of the anticipated global rebranding to BeOne Medicines Ltd.