

www.ispor.org



Virtual ISPOR Asia Pacific Summit 2022 Attendee Guide

Live Dates:
20-21 September 2022

Virtual ISPOR Asia Pacific Summit 2022

20-21 September 2022
#ISPORAP

Welcome!

This Attendee Guide is your quick resource for accessing and navigating the virtual platform for the Virtual ISPOR Asia Pacific Summit 2022.

Highlights include finding sessions and tips and tricks for participating throughout the Summit.

Attendee Guide Overview

Virtual ISPOR
Asia Pacific
Summit
2022

Virtual Summit Overview



Navigating the Virtual Platform



Technical Requirements



Platform Support & Assistance



This guide is filled with a multitude of reference information and tips for your attendance at the Virtual ISPOR Asia Pacific Summit 2022!

Virtual ISPOR
Asia Pacific
Summit
2022

Virtual Summit Overview

Virtual Summit Overview

- The **Virtual ISPOR Asia Pacific 2022 Summit** is scheduled for **20-21 September 2022**.
- You can access the virtual platform beginning on **16 September at 9:00 KST**. Log in early to confirm your access and start planning your Summit schedule.
- This Summit is being **held in Korea Standard Time (KTS)**.
- The **official language** for this Summit **is English**.
- This is a **virtual learning experience** designed to connect thought-leaders and attendees in a virtual environment accessible from anywhere in the world through an online platform.
- **Sessions** from the Virtual ISPOR Asia Pacific Summit 2022 will be **available for playback (On-Demand)** within the platform until **21 October 2022**.
- The sessions, within the virtual platform, are broadcast with **Zoom**.



Virtual ISPOR
Asia Pacific
Summit
2022

Navigating the Virtual Platform

Accessing Virtual ISPOR Asia Pacific 2022

Step 1: Sign into the Virtual Platform using this [ACCESS LINK](#)

- You can access the virtual platform **beginning on 16 September at 9:00 KST.**

Step 2: Select **Sessions** and you will be directed to login using your ISPOR credentials use to register for the Summit.

Step 3: Scroll through the program agenda or search for a specific session, speaker, or topic.

Step 4: Select **View Session** to see session details and speakers.

Step 5: Click **Join** to watch the live session.



Step 1: Sign into the Virtual Platform using this [ACCESS LINK](#)

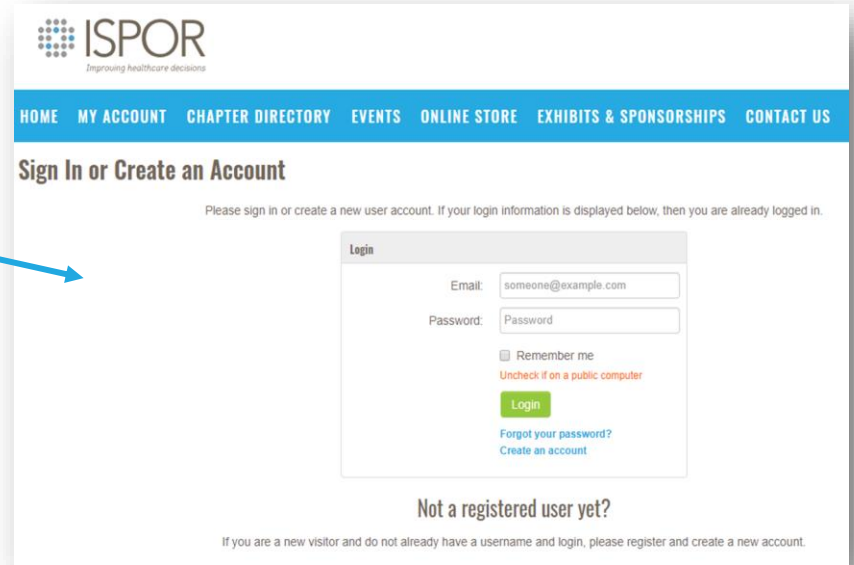

You can access the virtual platform **beginning on 16 September at 9:00 KST.**

Virtual **ISPOR** Asia Pacific Summit 2022

20-21 September

#ISPORAP

Step 2: Select **Sessions** and you will be directed to login using your ISPOR credentials use to register for the Summit.



Having trouble logging in?

Contact registration@ispor.org.

menu bar

Virtual ISPOR Asia Pacific Summit 2022

20-21 September

#ISPORAP



Welcome to the [Virtual ISPOR Asia Pacific Summit 2022!](#)

We look forward to 2-days of fresh ideas, experiences and perspectives surrounding the theme: "Linking HEOR Research, Evidence, and Patient Needs for Decision Making in Asia Pacific." We hope the insights you receive help to advance your work in the field of HEOR.

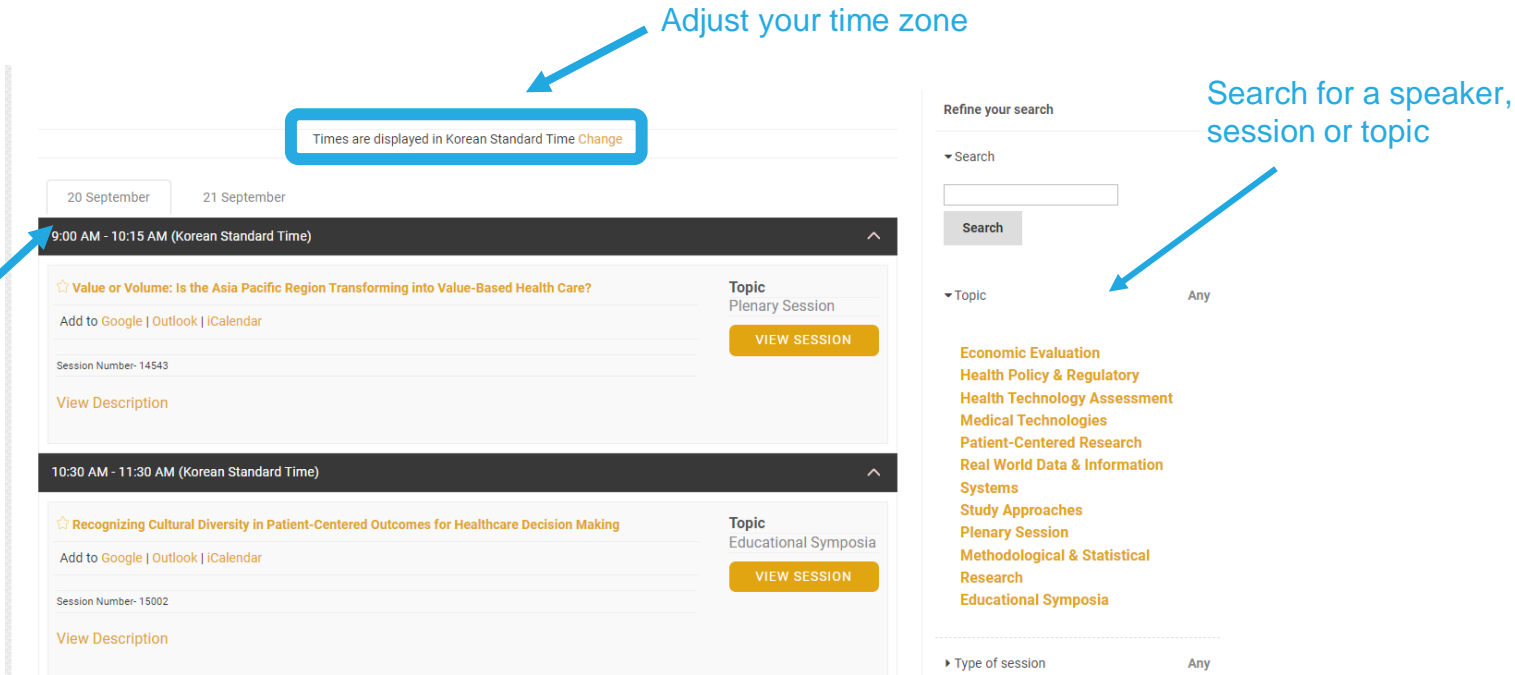
Access to the virtual platform, which includes on-demand viewing of Virtual ISPOR Asia Pacific Summit 2022 content, will be available until October 21, 2022.

Upon accessing the virtual platform, you will see a **menu bar** that displays all the navigation needs for the Summit. This menu bar is present within in all areas of the virtual meeting platform.

Step 3: Scroll through the program agenda or search for a specific session, speaker, or topic.

Adjust your time zone

Search for a speaker, session or topic



Times are displayed in Korean Standard Time [Change](#)

20 September 21 September

9:00 AM - 10:15 AM (Korean Standard Time)

☆ Value or Volume: Is the Asia Pacific Region Transforming into Value-Based Health Care?

Add to Google | Outlook | iCalendar

Session Number- 14543

[View Description](#)

Topic
Plenary Session

[VIEW SESSION](#)

10:30 AM - 11:30 AM (Korean Standard Time)

☆ Recognizing Cultural Diversity in Patient-Centered Outcomes for Healthcare Decision Making

Add to Google | Outlook | iCalendar

Session Number- 15002

[View Description](#)

Topic
Educational Symposia

[VIEW SESSION](#)

Refine your search

▼ Search

[Search](#)

▼ Topic

Any

- Economic Evaluation
- Health Policy & Regulatory
- Health Technology Assessment
- Medical Technologies
- Patient-Centered Research
- Real World Data & Information Systems
- Study Approaches
- Plenary Session
- Methodological & Statistical Research
- Educational Symposia

► Type of session

Any

Select a date

Step 4: Select **View Session** to see session details and speakers.

The screenshot shows a session detail page with the following elements and annotations:

- My Favorites**: A button highlighted with a blue box and an arrow pointing to it with the text "Add the session to your My Favorites list."
- 20 September** and **21 September**: Date navigation buttons.
- 9:00 AM - 10:15 AM (Korean Standard Time)**: Session time and time zone, shown in a dark header bar.
- ☆ Value or Volume: Is the Asia Pacific Region Transforming into Value-Based Health Care?**: Session title, with a star icon highlighted by a blue box and an arrow pointing to it with the text "Add the session to your calendar."
- Add to Google | Outlook | iCalendar**: Calendar integration links, with an arrow pointing to them from the text "Add the session to your calendar."
- Topic: Plenary Session**: Session category.
- VIEW SESSION**: A prominent yellow button with an arrow pointing to it from the text "Select **View Session** to see session details and speakers."
- View Description**: A link to view the full session details, with an arrow pointing to it from the text "View the full description."

Step 5: Click **Join** to watch the live session.

Note: The join button will be dimmed prior to the start of the session. The join button will illuminate 15 minutes before the session start time. You will be put in a waiting room until the session starts (or within a few minutes after.)

Amid the global COVID-19 outbreak, many countries are trying to provide equitable, good quality, and cost-effective healthcare services. Value-based health care (VBHC), which aims to improve healthcare services by increasing outcomes with lowered costs, has been in the spotlight against volume-based healthcare delivery systems such as fee-for-service payment models. The Asia Pacific region is no exception in this global trend of VBHC and the concept of VBHC is rapidly spreading and various demonstrations (e.g., value-based payment, value-based pricing, or value-based procurement, etc.) are being undertaken and more discussion to adopt this value-based approach is underway. There has been divergent operation of VBHC across the Asia Pacific region such as the VBHC arrangements limited to specific technologies (e.g., pharmaceuticals, medical devices, and diagnostics) or comprehensive healthcare delivery transformation to embrace VBHC throughout the healthcare system. In addition, there are some countries that still focus on volume-based payment rather than value as their main theme in payment models. This session will address the snapshot of VBHC operation across the Asia Pacific region and discuss about the health policy aligned with VBHC in the areas of reimbursement, pricing, and payment models, as well as

☆ Value or Volume: Is the Asia Pacific Region Transforming into Value-Based Health Care?

Join

View Handout

9:00 AM to 10:15 AM on 9/20/2022

Click View Handout to view the PDF presentation.

Best Practice Tips

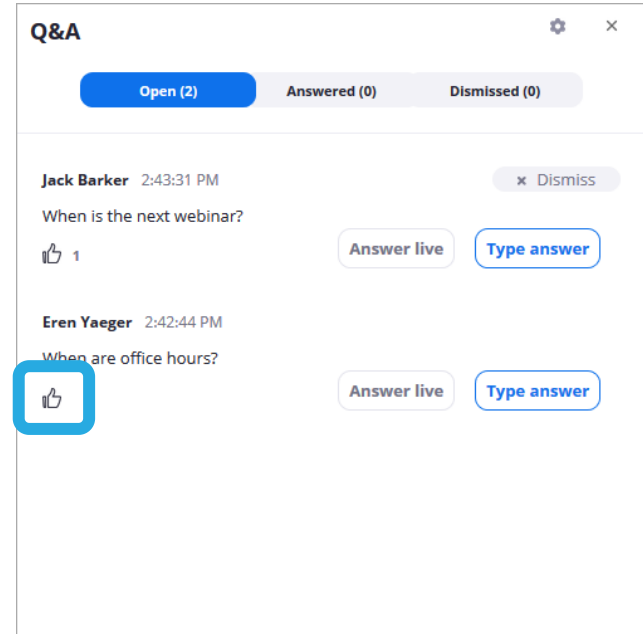
- Bookmark the [Virtual ISPOR Asia Pacific Summit 2022 platform](#) within your web browser for quick access.
- You can access the virtual platform beginning on **16 September at 9:00 KST**. Log in early to confirm your access and start planning your Summit schedule.
- Just above the program agenda, you will find a note displaying the time zone in which you are viewing the program. Feel free to use the “Change” link to adjust the program to your preferred time zone.

Need Help?

Review the guides under the **Get Assistance** menu tab or use the **Live Chat** to connect with a staff member.

Participating in a Session

- The session will begin in *listen only mode*. Attendees cannot unmute themselves to talk.
- Use the Q&A button in your Zoom control panel to ask a question. You can comment on and upvote questions from your colleagues within the Q&A.
- Use the chat feature to network and connect with other attendees.



Q&A

Open (2) Answered (0) Dismissed (0)

Jack Barker 2:43:31 PM Dismiss


When is the next webinar?

1 Answer live Type answer

Eren Yaeger 2:42:44 PM

When are office hours?

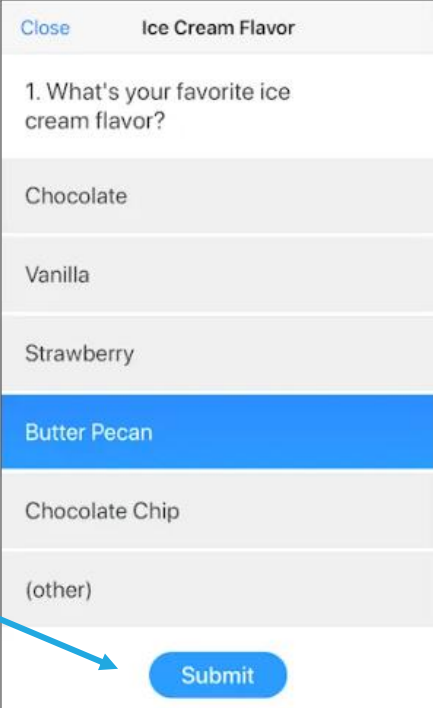
Thumbs up Answer live Type answer



Participating in Interactive Polling

Some sessions may use polling to engage the audience. These polls will appear within the viewing window of the live session.

- Simply read the question and select your response.
- Click Submit to save your response.



The screenshot shows a poll interface with a title bar containing a 'Close' button and the text 'Ice Cream Flavor'. Below the title bar is the question: '1. What's your favorite ice cream flavor?'. The poll options are listed in a vertical list: 'Chocolate', 'Vanilla', 'Strawberry', 'Butter Pecan', 'Chocolate Chip', and '(other)'. The 'Butter Pecan' option is highlighted with a blue background. At the bottom right of the poll is a blue 'Submit' button. A blue arrow points from the text 'Click Submit to save your response.' in the text block to the 'Submit' button.

Technical Support

What Technology is Needed to Watch Live Sessions?

- A computer with:
 - a hard line (wired ethernet) to the internet *(preferred for best quality)*
 - Zoom software downloaded *(refer to next page)*
 - Speakers
 - a built in Microphone, USB microphone, or an inline microphone on headphones.
 - Note: if you do not have a microphone hook up, we suggest using the dial-in number option to ensure better sound quality

Reminder! The sessions, within the virtual platform, are broadcast with **Zoom**.

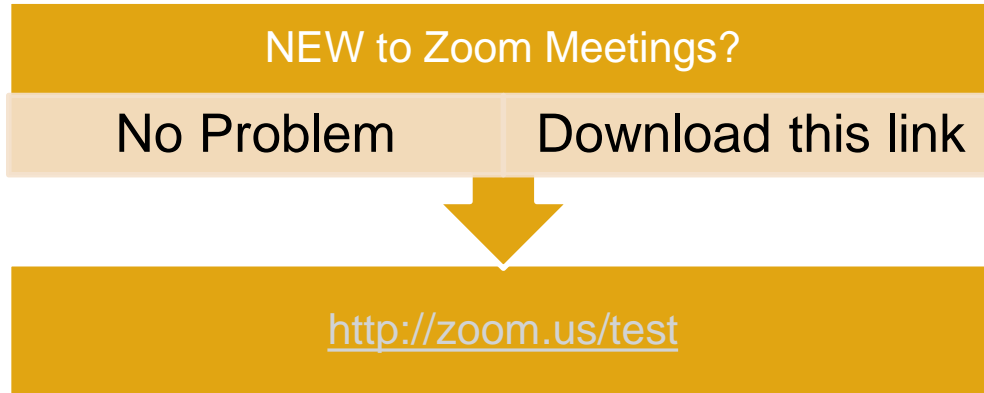


Pro Tip

Use a head set with built in microphone


Downloading Zoom

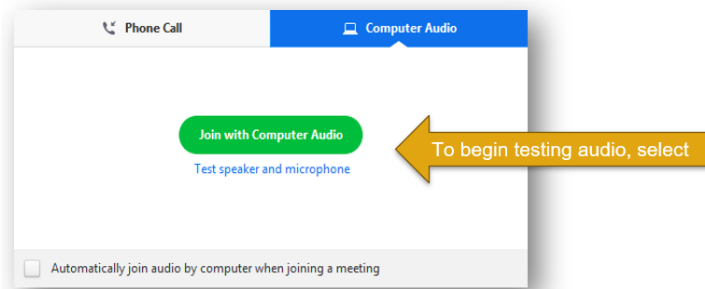
ISPOR uses the **ZOOM Webinar platform** for virtual sessions.



Unsure if you have Zoom already on your computer? That's OK. Go ahead and click the link above to open a Zoom test. If you have Zoom already, your computer will simply upgrade to the latest version and if you're new, Zoom will be added to your computer.

Testing Your Audio & Video

- Test your speakers and microphone to ensure your audio is working correctly with Zoom.
 - **Prerequisite:** To test the audio you must have [Zoom installed](#) on your computer.
 - **NOTE:** There are two ways to join meeting audio, [joining via computer](#) or [joining via telephone](#). **ISPOR recommends joining by computer**
- On Windows or Mac: 
 - **Testing your audio before a meeting**
 1. Log in to Zoom
 2. On the first screen, select **Test speaker and microphone**.

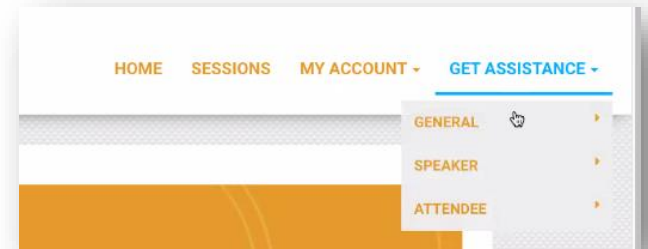
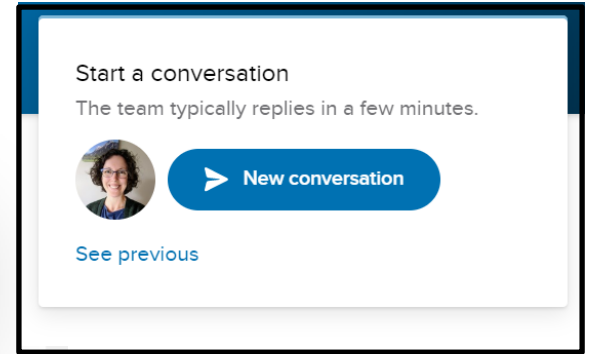


The meeting will display a pop-up window to test your speakers. If you don't hear the ringtone, use the drop-down menu or click No to switch speakers until you hear the ringtone. Click Yes to continue to the microphone test.

Platform Support & Assistance

Need Help?

- Look at the bottom right to find the blue **Live Chat** widget for technical support during the live conference hours
- Select **Get Assistance** to review technical guides and resources.
- Contact registration@ispor.org if you cannot log into your ISPOR account.



Thank you

for registering to attend Virtual ISPOR Asia Pacific 2022!

If you have any questions, please contact the ISPOR team at:

conferences@ispor.org