www.ispor.org

ISPOR 2026

May 17-20, 2026 | Philadelphia, PA, USA

ISPOR

Improving healthcare decisions

Mobile App Guide

ISPOR 2026 Mobile App Sponsored by:

Pedestal Headwater

Highlander Health Companies

#ISPORAnnual

The Conference App is Back!

Laptop or Desktop Computer

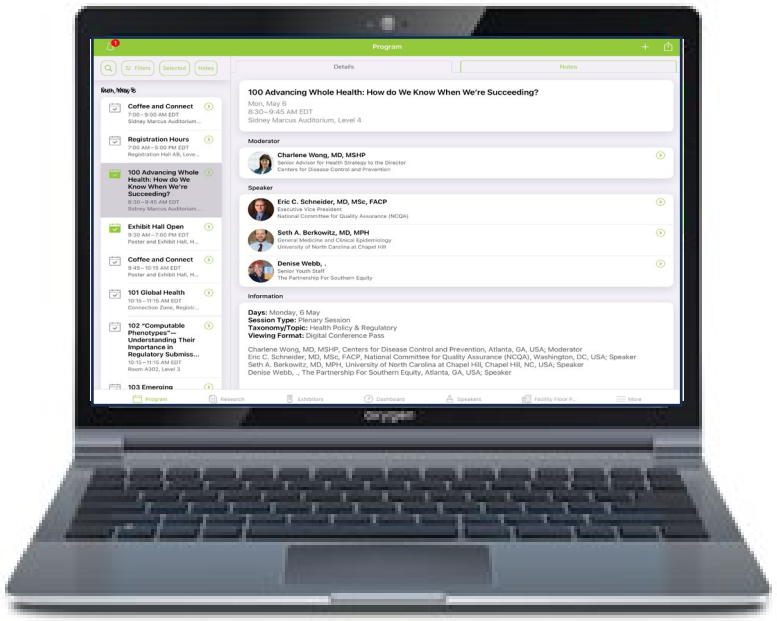

Mobile Device

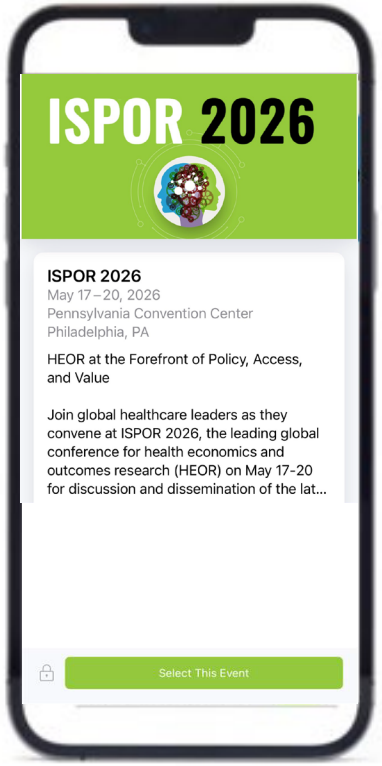

Tablet

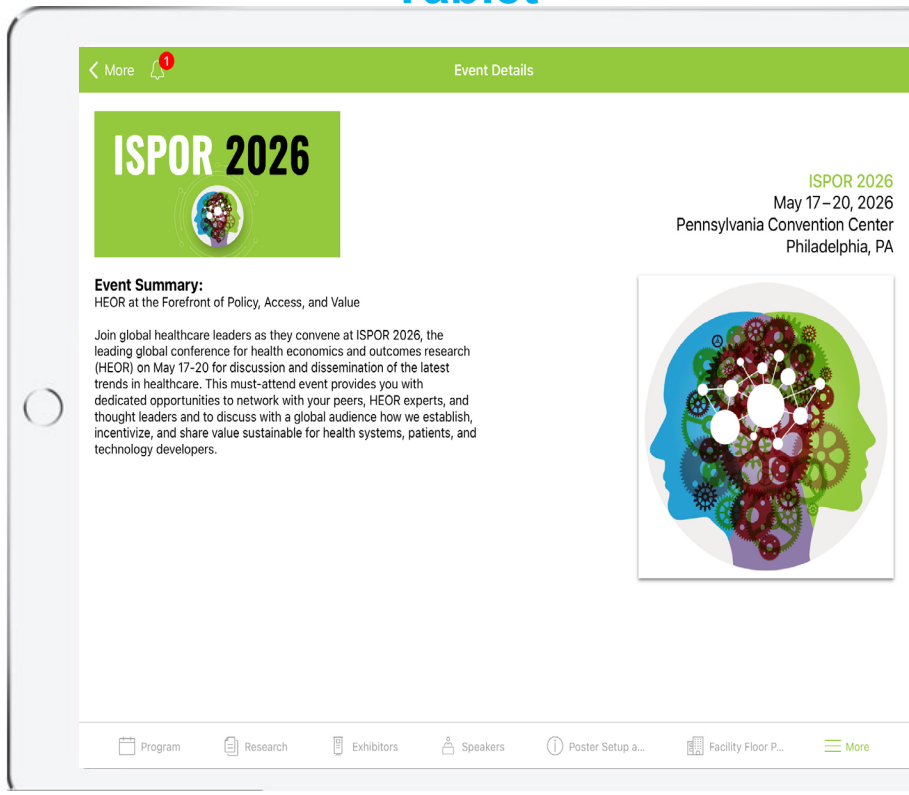

Scan this QR code for app download links

ISPOR

Please Note:
If you are having an issue logging into the platform, please **contact** registration@ispor.org

How to Access the Conference App for ISPOR 2026

1. **Download the ISPOR App from:**

   Download on the App Store | GET IT ON Google Play

   OR search **ISPOR** in the Apple App or Google Play Stores

   PRO TIP: the conference app can be saved on multiple devices.

2. **Select ISPOR 2026.** Then...
   - **Click on the link provided in your login email (from noreply@rdmobile.com) or**
   - **Select Log In with an Email Link** in the app. Enter the email associated with your event registration, your first and last name. Then select **Send Link.**

3. You can modify your social event preferences in the next screen. We encourage you to **Allow Notifications** so you can stay up to date with the latest ISPOR 2026 news.

4. **Click Continue** to access and explore the ISPOR 2026 app.

   PRO TIP: Once you log in, we recommend you do not "Log Out"

Login Screen

Your login information is the information that you provided during the registration process.

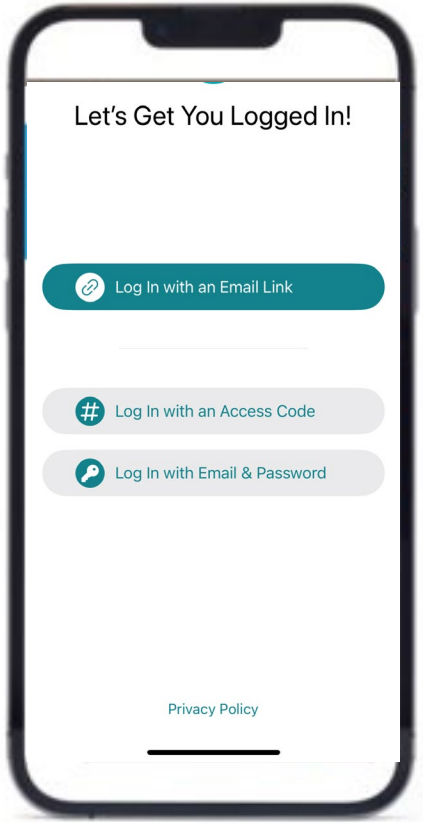

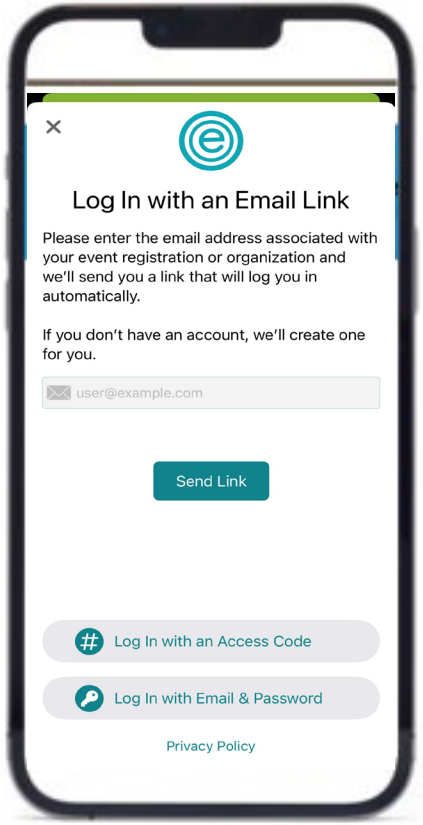

Welcome to the ISPOR 2026 Mobile App!

ISPOR <noreply@rdmobile.com>
To Jillian Berardo

If there are problems with how this message is displayed, click here to view it in a web browser.

Welcome to
ISPOR 2026
#ISPORAnnual

Hello Jillian,

Thank you for registering for **ISPOR 2026**. It's time to log in and begin planning your event experience through ISPOR's *official* mobile app, **Sponsored by** *Pedestal Health and Headwater Science (Formerly Target RWE and NoviSci)*.

A robust conference deserves a powerful app! We're putting the finishing touches on our custom event app — built to enhance your experience and keep everything you need right at your fingertips.

While a few features are still in progress, the app is ready to go and available now on **Apple**, **Android**, and **desktop**.

Start exploring today and elevate your conference experience from the start:

- Build your personalized schedule.
- Connect and network with fellow attendees.
- Review Research before you visit our Posters in the Exhibit Hall.
- Find solution providers and browse our Exhibitors.
- Get notified of the latest ISPOR 2026 updates.
- Follow the #ISPORAnnual conversation on social media.

To Access the App:

1. Download the App via the links below, or search "ISPOR" in the Apple App Store

App Navigation

Upon accessing the conference app, **you will see a menu bar at the bottom of your screen.**
Note: the menu bar is present within all areas of the app.

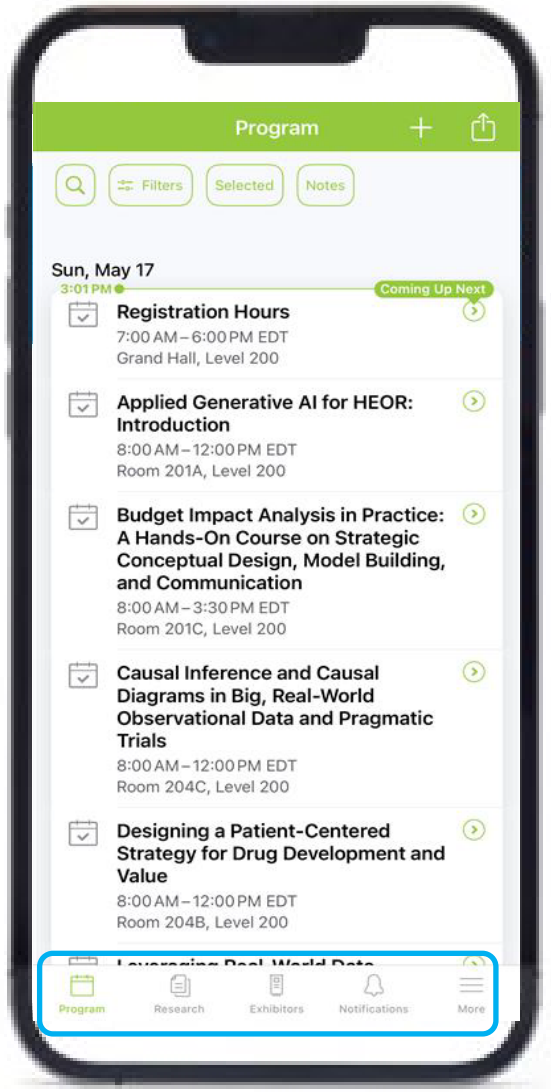

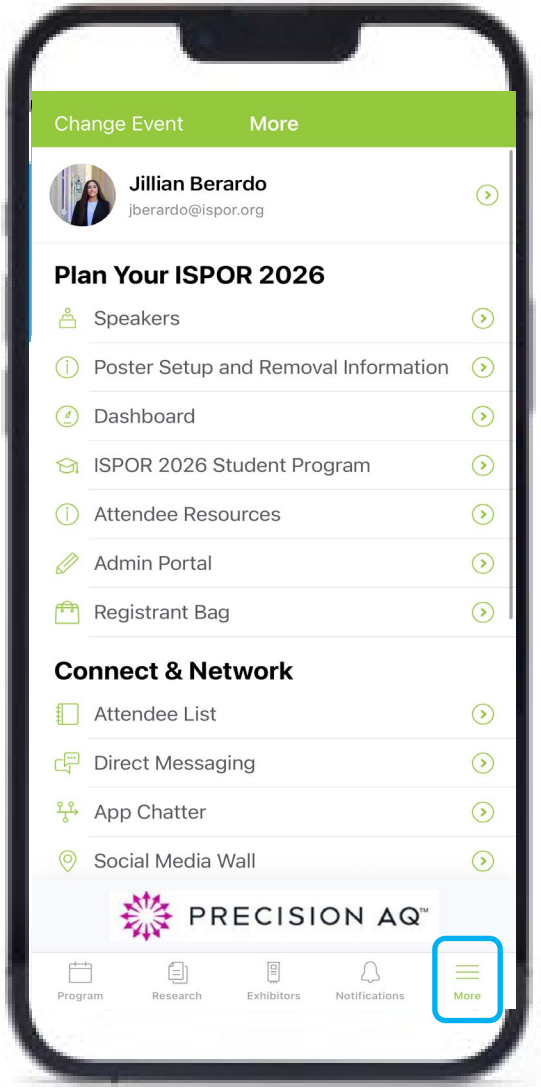

Click on **More** to see your profile, registrant list, networking features, technical support, and other important event information.

Before You Begin

- Don’t forget to update your Attendee Profile – review your name/details, add a photo, and check your settings.

- **IMPORTANT:** Within your Profile **Event Preferences** settings, you can click on **Manage** to update your social and notification settings. *We encourage attendees to keep notifications* ***toggled on*** *so you can receive important event updates.*

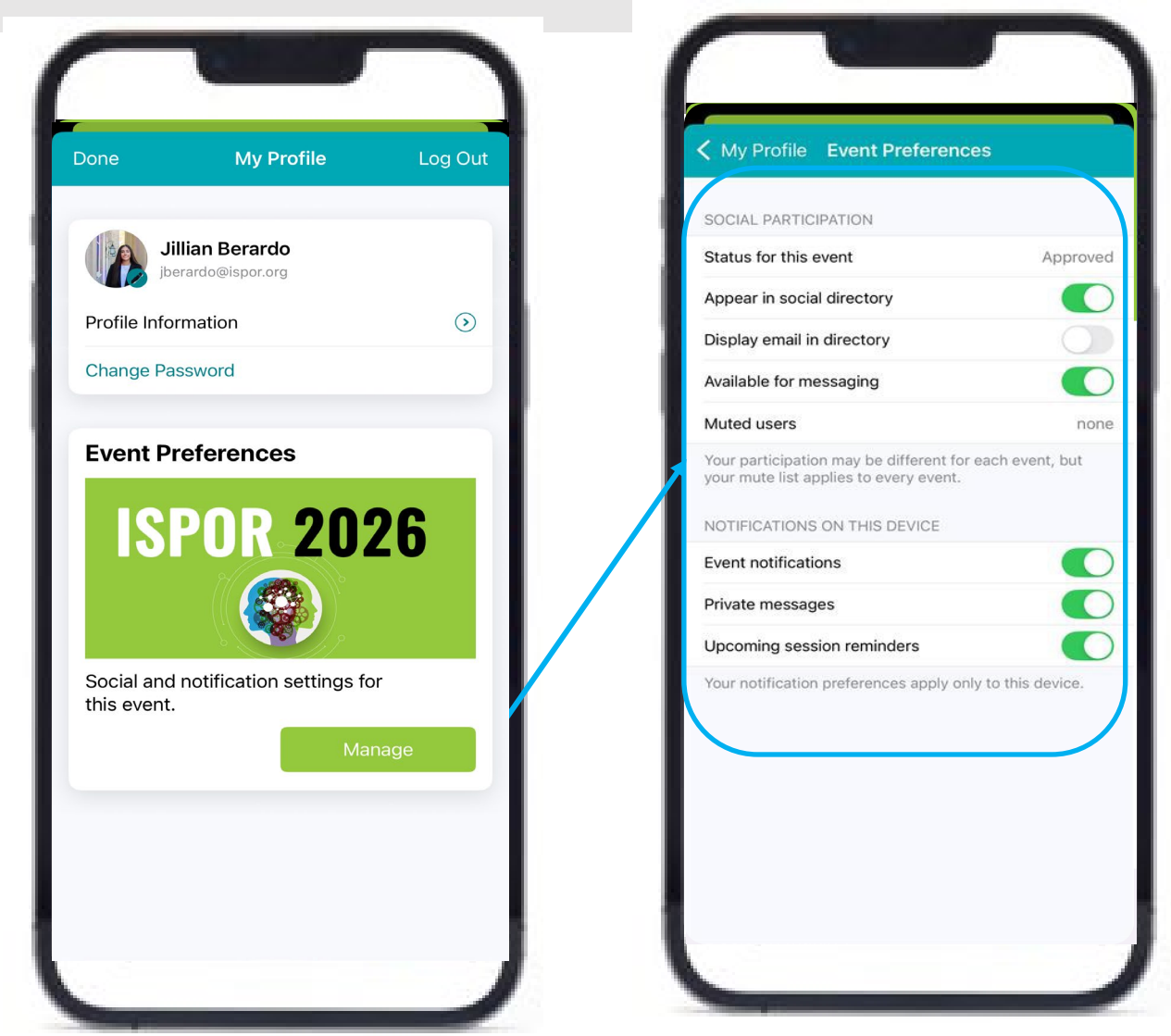

How to Personalize Your ISPOR 2026 App

PRO TIP: You can create your own personal appointments by clicking on the + button. Once created, these will appear under your Selected sessions.

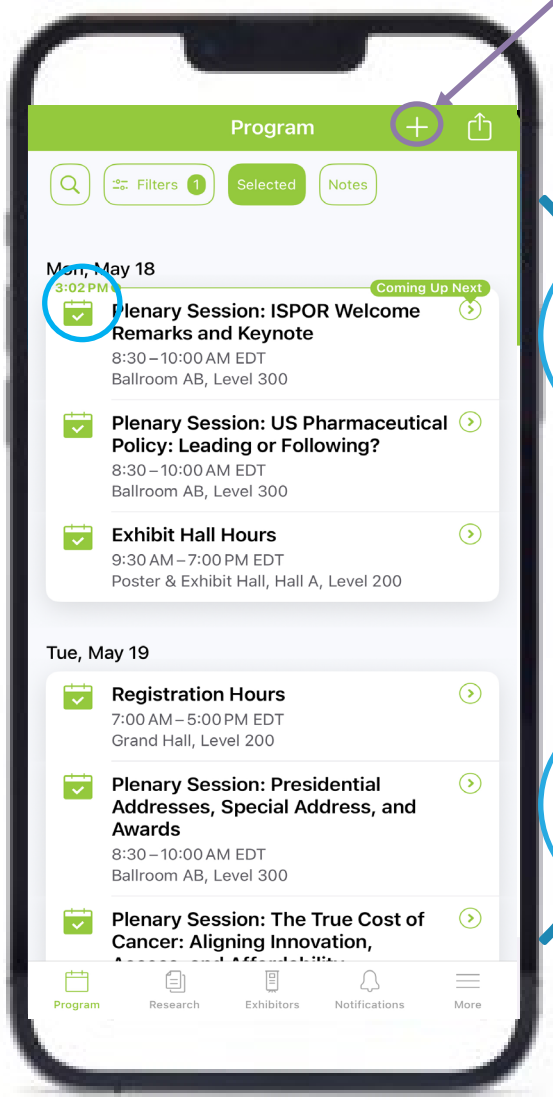

Create your personal schedule by clicking on the calendar icon beside each session under Program.

The **Selected** button will display your preferred session list. (should you choose to create one)

You can also draft, filter, and send **personal Notes** from each session. Select the **Notes** button to see the sessions that contain your thoughts.

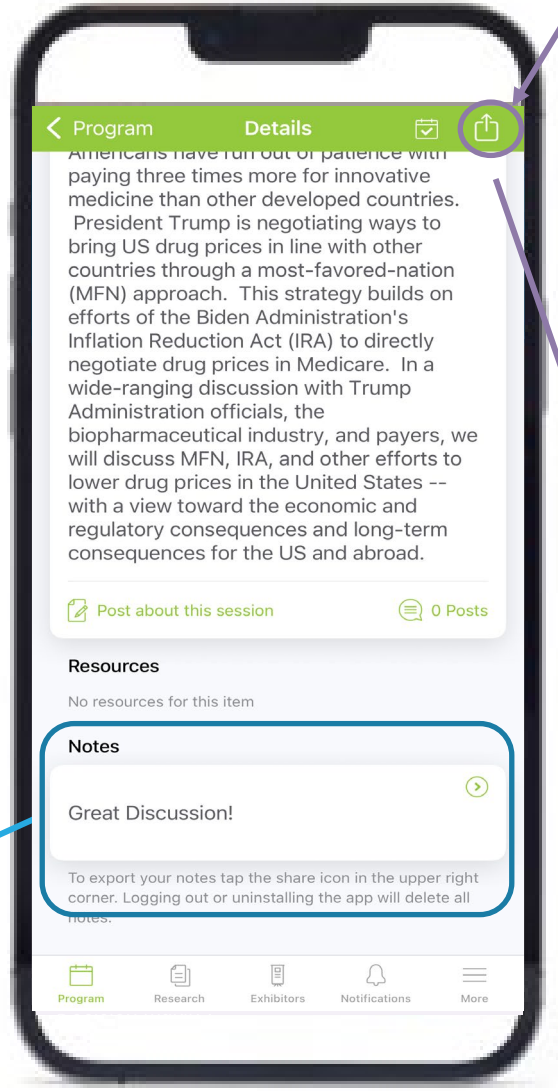

PRO TIP: You can export your personal schedule and notes by clicking on the export icon.

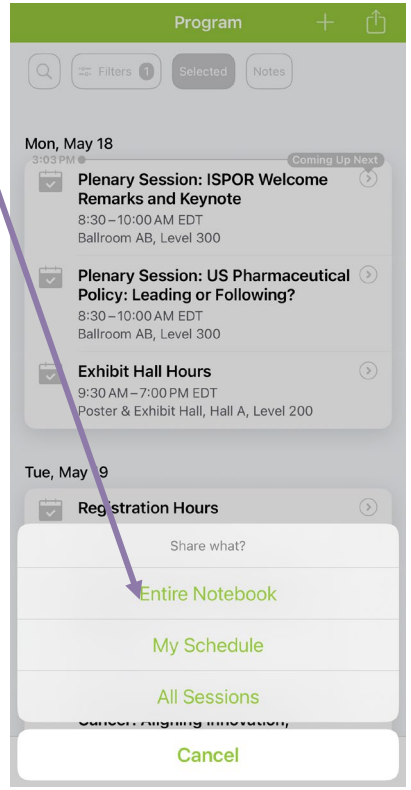

You can also create a list of favorite research and exhibitors within the app to keep everything of interest organized!

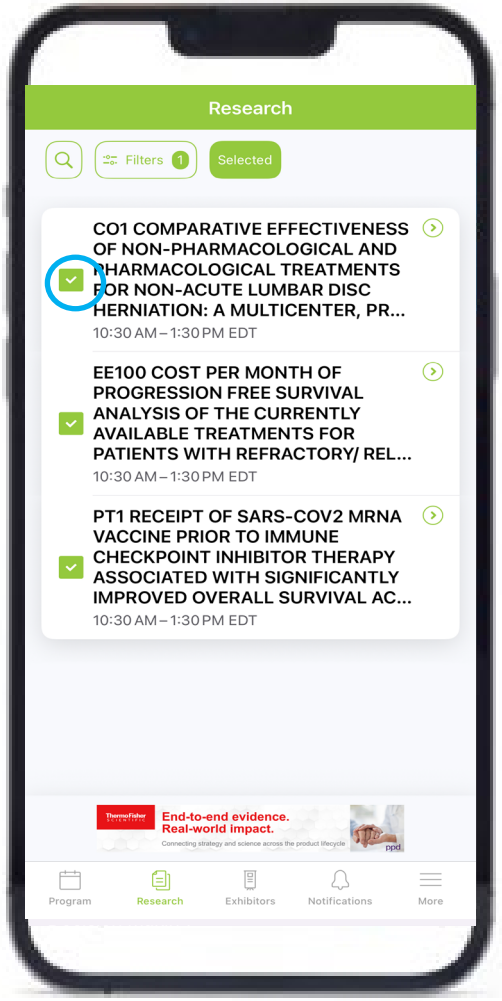

Pro Tip: Click the checkbox icon to add a poster or exhibitor to your favorites list

Double click the Exhibitor checkbox icon to mark an exhibitor as visited

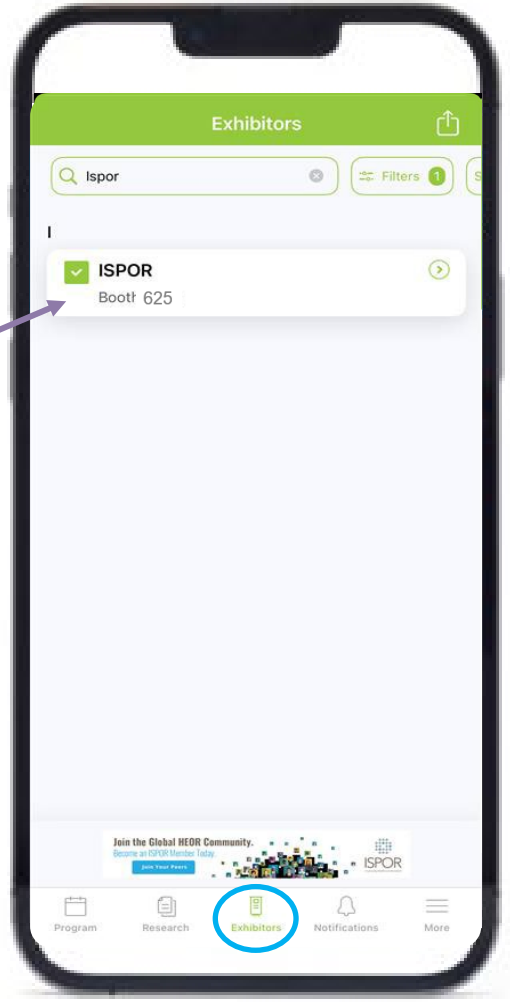

Sessions

Search, view presentations, see speakers, and save sessions to your personal schedule

PRO TIP: You can save sessions to your personal schedule (Selected sessions) by clicking on the calendar icon.

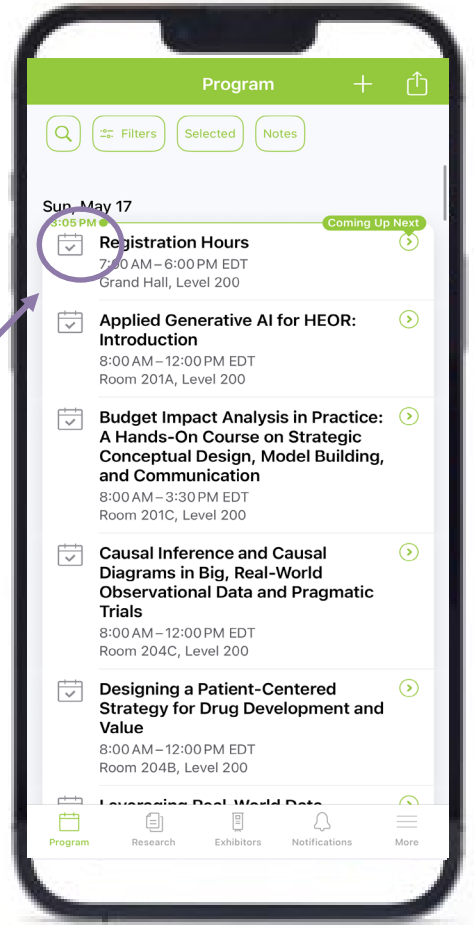

Use the filters to quickly find sessions by selected, notes, day, session, taxonomy/topic, and viewing format.

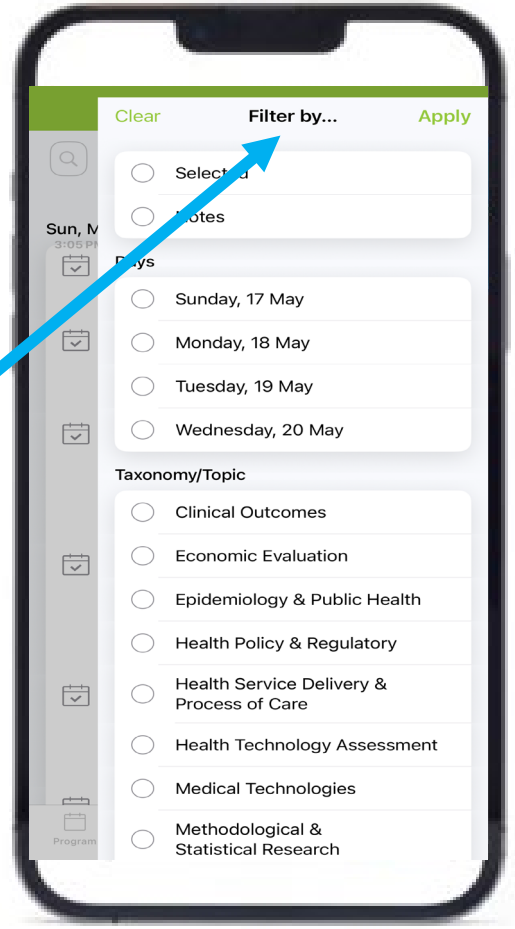

Posters

Find and view posters in the app 24/7.

ISPOR encouraged poster presenters to upload posters and supplemental materials for display within the conference app. If uploaded, these pdfs are visible in the Poster's Resources section beginning May 17.

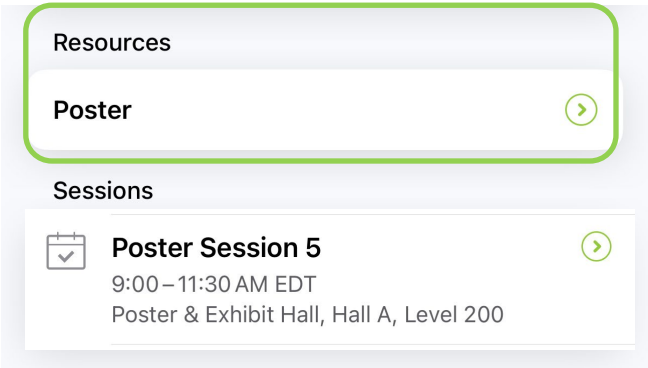

Use the filters to quickly find posters by day, interest area, session type, and topic.

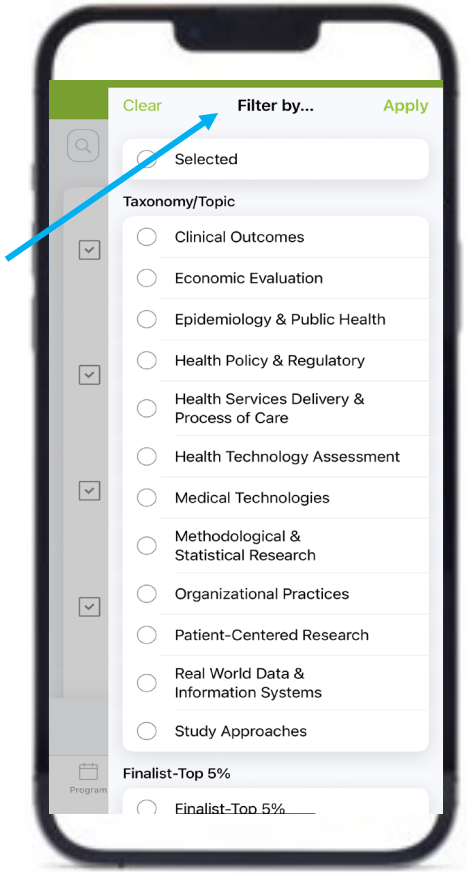

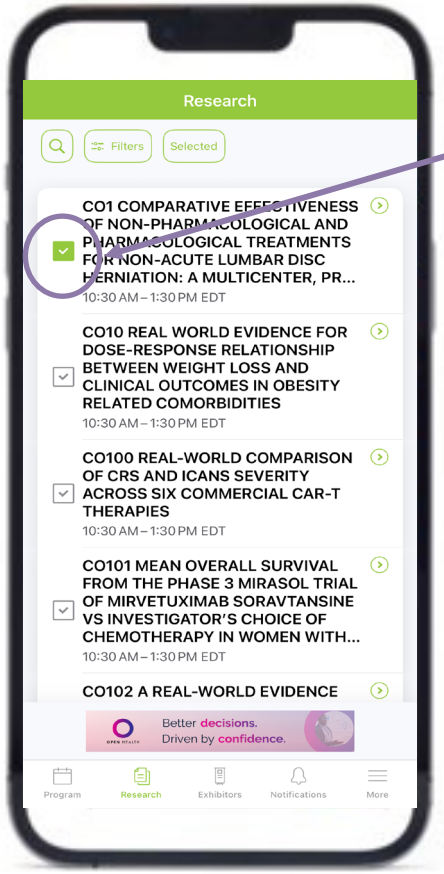

Pro Tip: Click the checkbox button to add a poster to your favorites list.

Connect and Network Via the App

Be sure to monitor your **Notifications, Direct Messaging, Attendee List, App Chatter wall, and Social Media Wall.** These features will allow you to search for and engage with fellow attendees.

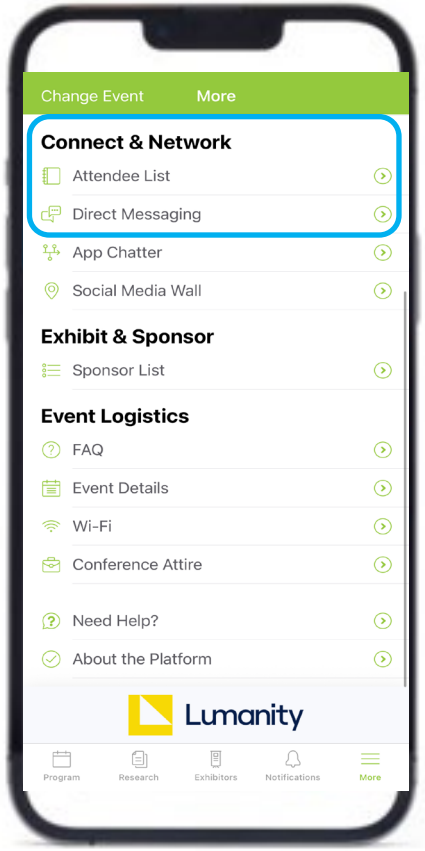

Attendee List

Search, message, see your favorites.

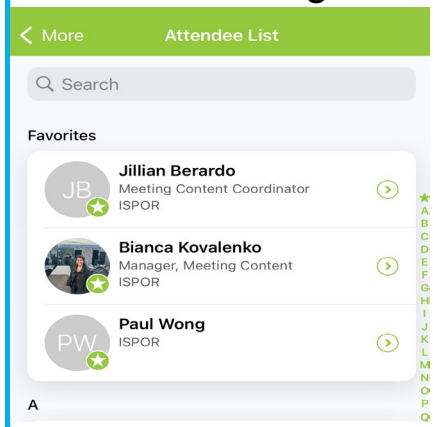

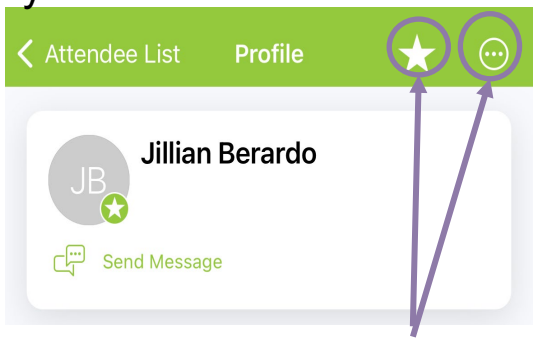

Pro Tip: Click on the star to add to favorites. You can also add to contacts under … menu.

Direct Messaging

Send in app messages to any opted in attendee.

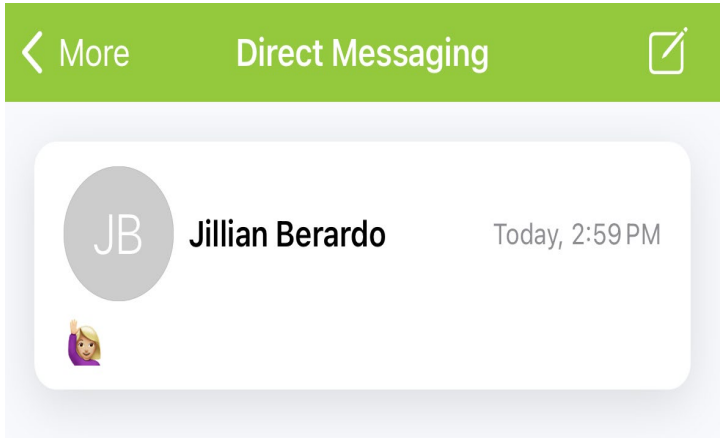

Connect and Network Via the App

Be sure to monitor your **Notifications, direct messaging, attendee list, App Chatter wall, and Social Media Wall.** These features will allow you to search for and engage with fellow attendees.

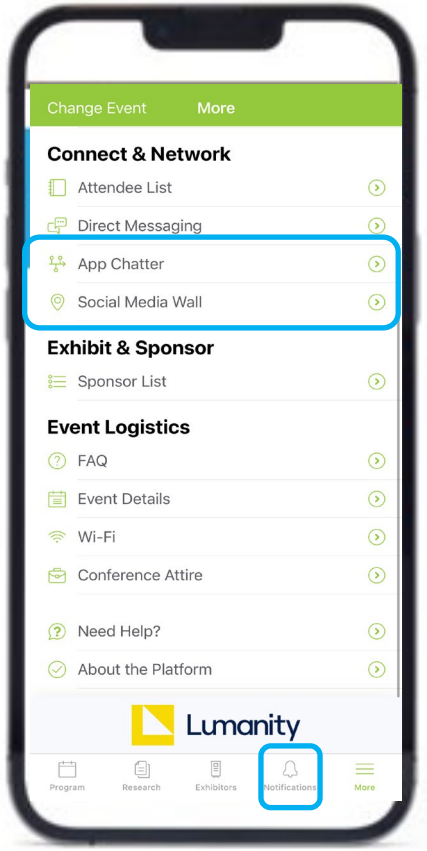

App Chatter

Post your thoughts on ISPOR 2026 activities in the app's social timeline.

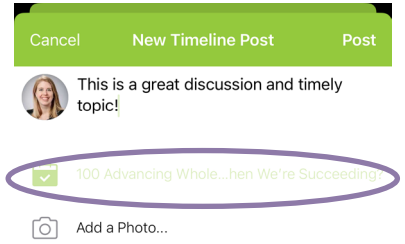

Pro Tip: Tag your favorite session in your post.

Notifications

Be sure to monitor the Notifications for the latest ISPOR 2026 updates.

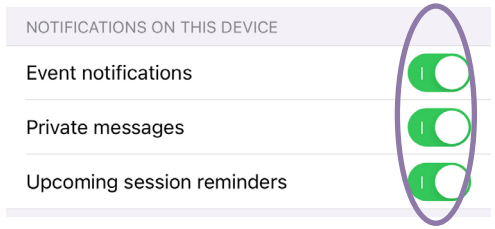

Pro Tip: Enable notifications in your Profile's Event Preferences and in your phone/tablet settings.

Social Media Wall

Keep up with #ISPORAnnual trending topics.

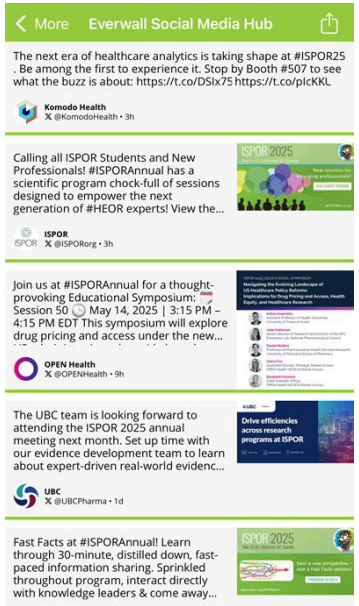

Need Help?

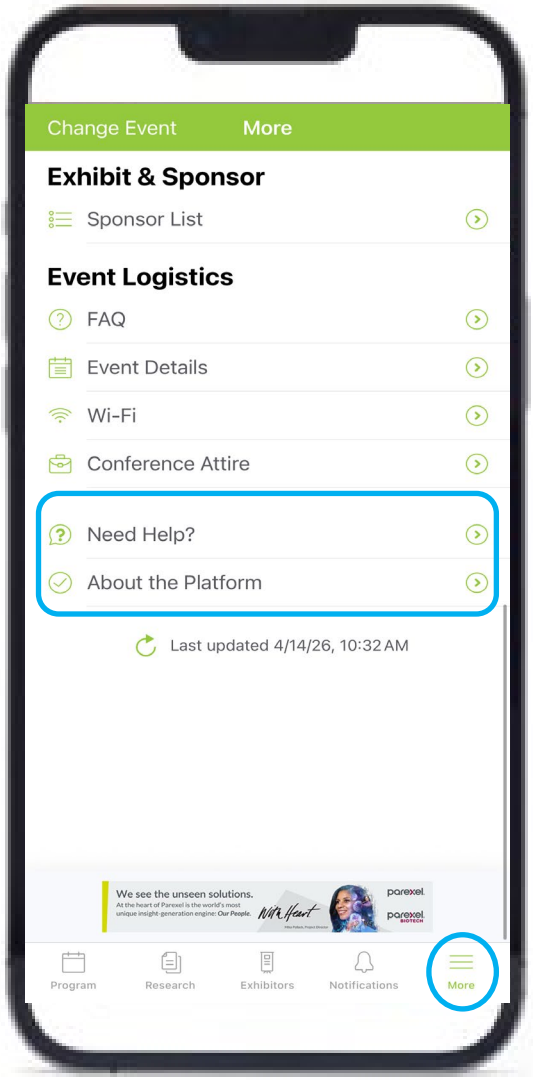

For the App
Go to the **More menu** located at the bottom of the screen to review our comprehensive **FAQ** or to contact **Technical Support.**

While On-Site for General Assistance
Go to the **Registration Help Desk** located in the Grand Hall on Level 200 of the Pennsylvania Convention Center. *The best entry points are the direct connection from the Marriott or the Market Street entrance between 11th & 12th Streets.*